




GALLERY

BY ELEVATIONS



# INSPIRATION ON DISPLAY

*Ideas for Every Space*

Weathered Stone Brown | Brant in Cherry

Mediterranean | Brant in Maple



Coffee Bar



Oven Wall



Corbel



Bench Seating

## HOME.

It's where you make your memories and spend the majority of your time. So, when it comes time to spruce up your space, it's essential that your updates still reflect you—your personality, your style and your day-to-day routines. Whether you have a specific vision for your cabinetry in mind or are looking for inspiration, consider this brochure your go-to tool as you seek the best solution for you and your home. From cozy to contemporary and everything in between, our line is full of options that promise to take any room up a notch.



Silverstone & Stout | Grosse Pointe in Maple



Silverstone & Stout | Grosse Pointe in Maple



Wall Appliance Garage

Keep all of your essentials within reach without sacrificing the clean look you crave. Our innovative, easy-to-access storage solutions provide the perfect mix of straightforward function and streamlined style.



Message Center



Chrome Deluxe Roll-Out Tray



K-Cup Organizer Drawer



Chrome Swing-Outs



Blanco | Sanford in Engineered      Buckskin | Paigley in Cherry




Deep Drawer Combination

Creating a space that keeps up with your busy lifestyle is a must. Count on our collection of smart, hardworking features to easily keep everything well-organized, even on your most hectic days.



Kids' Drop Zone



Toe Kick Drawer



Multi-Sized Deep Drawer Organizer with Food Storage



Cove Floating Shelf

Blanco | Sanford in Engineered

Buckskin | Paigley in Cherry



Syrup | Chaise in Cherry

Aged Clay | Chaise in Maple



# CUSTOMIZED.

You work hard to make your space comfortable and uniquely yours.

Once you've settled on a cabinetry style, it's time to get started on finding the perfect combination of colors, stains and finishes to truly make it your own. Maybe you love the vibe that our vintage style provides. Or, perhaps you're after a farmhouse feel, complete with distressed details. With so many specialty finishes available, the possibilities are limitless for a one-of-a-kind look.



Customized Hood



Roll-Out Tray Divider



Utility Cleaning Cabinet



Knife Cutting Center



Pull-Out Table



Glass and Mullion Inserts

Syrup | Chaise in Cherry

Aged Clay | Chaise in Maple



Glacial Bloc & Silverstone | Clarksville in Maple



Roll-Out Tray Organizer with Canisters



Step Stool Cabinet



Angled Utensil Drawers



Empire Leg




Prep and Wash Zone

Make the most of your space with storage solutions that are equal parts clever and convenient. We've made it easier than ever to keep everything in its place—and more importantly, off of your countertops.

Multi-Storage Pantry with Swing-Out Shelves



Glacial Bloc & Silverstone | Clarksville in Maple



Timber | Reeland in Cherry

Base Mixer Shelf



Timber | Reeland in Cherry



Wall Front-Access and Side-Access Door

Add a custom feel to your kitchen with features that look like they were made especially for you.




Corner Drawers



Charging Drawer



Bread Making Area



Tusk | Eisen in Maple

Aged Colonial | Eisen in Cherry



Laundry



Charging Drawer



Mixer Stand



Open Shelving



CoreGuard Farm Sink Base

Tusk | Eisen in Maple

Aged Colonial | Eisen in Cherry







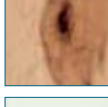


## QUALITY.

While the beautiful designs of our cabinetry tell a large part of our story, our quality craftsmanship is another important element of who we are. Manufactured to the highest quality standards, our cabinetry is built to retain its beauty for years to come, even in the most highly-frequented, well-loved areas of your home.

# ENHANCE THE LOOK OF EVERY DAY.

With styles that run the gamut from clean and simple to textured and distinct, our wide array of door selections offers ample opportunity to create an end result that is uniquely yours. Look to partial overlay and full overlay options along with our multitude of wood species to provide a completely customized design in any space. No matter which style you select, one trait that all of our cabinetry has in common is the quality craftsmanship that goes into each and every piece.

## Wood Species

-  C | Cherry
-  H | Hickory
-  M | Maple
-  O | Oak
-  RA | Rustic Alder
-  RH | Rustic Hickory
-  RM | Rustic Maple
-  E | Engineered
-  L | Laminate

## Cabinet Overlay



**Full Overlay**  
A door that has very little cabinet frame showing around each door or drawer, giving it a seamless look.



**Standard Overlay**  
A door showing approximately 1" or slightly less cabinet frame around each door or drawer.



**Alcoa** Full Overlay H M O  
**Annawan** Full Overlay C M  
**Ashlin** Full Overlay C M E  
**Banke** Full Overlay C H M O E  
**Beliare** Standard Overlay H M O  
**Bloomington** Full Overlay C M O



**Bonner** Full Overlay C M  
**Brant** Full Overlay C M E  
**Chaise** Full Overlay C M  
**Cincinnati** Full Overlay C M  
**Clarksville** Full Overlay C M  
**Conard** Full Overlay L



**Dansville** Full Overlay C M O RA RM RH E  
**Eisen** Full & Standard Overlay C M  
**Ferndale** Full & Standard Overlay C H M O E  
**Fyre** Full Overlay C M O  
**Gregor** Full Overlay C M  
**Grosse Pointe** Full & Standard Overlay C H M O RA E





**Hamilin**  
Standard Overlay  
M O

**Hendrik**  
Full Overlay  
C M E

**Hillman**  
Standard Overlay  
C M O E

**Hudsonville**  
Full Overlay  
C M

**Jax**  
Full Overlay  
C M

**Jenison**  
Full Overlay  
C M



**Rayce**  
Full Overlay  
C M

**Reeland**  
Full Overlay  
C M E

**Sanford**  
Full Overlay  
C H M O R A E

**Schultz**  
Full Overlay  
C M

**Schumaker**  
Full Overlay  
L

**Scottville**  
Full Overlay  
C M



**Justina**  
Full Overlay  
C M

**Knox**  
Full Overlay  
C M E

**Leah**  
Full Overlay  
C M

**Lewiston**  
Full & Standard Overlay  
C M

**Lindhardt**  
Full Overlay  
L

**Manton**  
Full Overlay  
L



**Shorbourne**  
Full Overlay  
L

**Tanger**  
Full Overlay  
C M O R A

**Turnbull**  
Full Overlay  
C M

**Vernon**  
Full Overlay  
C M

**Victoria Leigh**  
Full & Standard Overlay  
C H M O R A E R M



**McComb**  
Full Overlay  
O

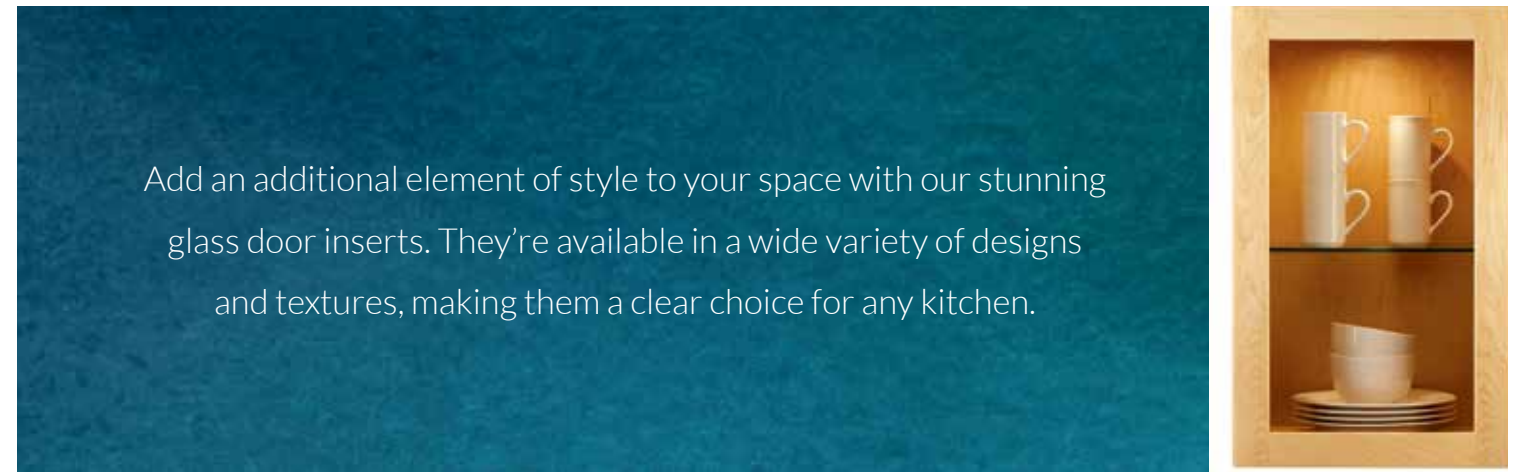
**Munson**  
Full Overlay  
C M

**Myers**  
Full & Standard Overlay  
C H M O R A E

**Nicklaus**  
Full Overlay  
L

**Paigley**  
Full Overlay  
C M O R A E

**Pearce**  
Full Overlay  
L



Add an additional element of style to your space with our stunning glass door inserts. They're available in a wide variety of designs and textures, making them a clear choice for any kitchen.



Buckskin Suede | Paigley in Rustic Alder

Vintage Soot | Paigley in Cherry

# FINISH OFF YOUR LOOK WITH A TIMELESS TOUCH.

Whether you're craving a space that's bright and bold or a scene that's more serene, our striking selection of stains, glazes, paints, and highlights promises to really help set the tone. Choose one of our carefully curated colors to add instant style, or mix it up and really make it your own by combining contrasting colors for a bold, unexpected look. The possibilities are virtually endless, and they're yours to explore. We can't wait to see what you dream up.

## Stain Finishes



**Stain (S)**  
A classic choice that allows the beauty of the natural wood to speak for itself.



**Distressed Stain (DS)**  
A look of reclaimed wood with hand-distressed details.



**Stain Suede (SS)**  
A soft, understated sheen that helps protect from normal wear and tear.




**Stain Glaze (SG)**  
A thick coat of rich glaze hand-rubbed into the wood's natural grooves for a warm finish.



**Stain Glaze Suede (SGS)**  
Combined glaze and suede techniques for a smooth, subtle and stunning matte finish.

## Paint Finishes



**Paint (P)**  
A clean, simple choice making the color the star.



**Distressed Paint (DP)**  
Hand-distressed and sealed to produce an aged, repurposed look with weathered charm.



**Paint Suede (PS)**  
A soft and subtle sheen on top of the paint color of your choice.



**Paint Highlight (PH)**  
A flood of rich highlight on top of your chosen paint, hand-rubbed for a warm finish.



**Paint Highlight Suede (PHS)**  
A combination of highlight and suede topcoat finish that beautifully accentuates any paint color.



**Vintage Paint (VP)**  
A multi-step finish that produces the look of well-loved cabinetry that has been in your family for years.



**Vintage Paint Suede (VPS)**  
A vintage technique with the subtle sheen of our suede topcoat.

Depending on the look you are going for, the choice between stain and paint will have the largest impact on the overall appearance of your finished space. If you're looking for a warm and inviting effect, one of our stained wood species will do the trick by showcasing the natural beauty of the wood itself. If you have a certain paint color in mind, count on our broad and beautiful spectrum of colors to really help set the tone.



Cherry Finishes



**Acorn**  
S, DS, SS, SG, SGS

**Aged Colonial**  
S

**Aged Stone Brown**  
S

**Black Ale**  
S, DS, SS

**Brown Butter**  
S, DS, SS

**Buckeye**  
S, DS, SS, SG, SGS



**Buckskin**  
S, DS, SS

**Coffee**  
S, DS, SS

**Copper**  
S, DS, SS

**Hayloft**  
S, SS

**Himalayan**  
S, DS, SS

**Ink**  
S, DS, SS



**Natural**  
S, SS

**Persimmon**  
S, DS, SS

**Rawhide**  
S, DS, SS

**Stout**  
S, DS, SS

**Syrup**  
S, DS, SS

**Timber**  
S, DS, SS



**Weathered Colonial**  
S

**Weathered Stone Brown**  
S

**Whiskey**  
S, DS, SS

Vintage Cherry Finishes



**Almond**  
VP, VPS

**Blanco**  
VP, VPS

**Daisy**  
VP, VPS

**French Vanilla**  
VP, VPS

**Nickel**  
VP, VPS

**Silverstone**  
VP, VPS

If you're envisioning a more natural look, select one of our many wood varieties. These finishes allow the unique characteristics of each species to be showcased for a warm and charming result.

Stain Finishes | Stain (S), Distressed Stain (DS), Stain Suede (SS), Stain Glaze (SG), Stain Glaze Suede (SGS)

Paint Finishes | Paint (P), Distressed Paint (DP), Paint Suede (PS), Paint Highlight (PH), Paint Highlight Suede (PHS), Vintage Paint (VP), Vintage Paint Suede (VPS)

Vintage Cherry Finishes (continued)



**Soot**  
VP, VPS

**Storm**  
VP, VPS

**Thunderstorm**  
VP, VPS

**Tusk**  
VP, VPS

Hickory Finishes



**Acorn**  
S, DS, SS, SG, SGS

**Black Ale**  
S, DS, SS

**Brown Butter**  
S, DS, SS

**Buckskin**  
S, DS, SS

**Coffee**  
S, DS, SS

**Copper**  
S, DS, SS



**Hayloft**  
S, SS

**Natural**  
S, SS

**Rawhide**  
S, DS, SS

**Stout**  
S, DS, SS

**Syrup**  
S, DS, SS

**Translucent Dune**  
S, DS



**Translucent Earthwood**  
S, DS

**Translucent Mineral Grey**  
S, DS

**Translucent Sherwood**  
S, DS

**Whiskey**  
S, DS, SS

Maple Finishes



**Acorn**  
S, DS, SS, SG, SGS


**Aged Chalk**  
P

**Aged Clay**  
P

**Aged Flint**  
P

**Aged Lace**  
P

**Aged Tanners Brown**  
S



**Almond**  
P, PS, PH, PHS

**Antelope**  
P, PS


**Black Ale**  
S, DS, SS

**Blanco**  
P, PS, PH, PHS

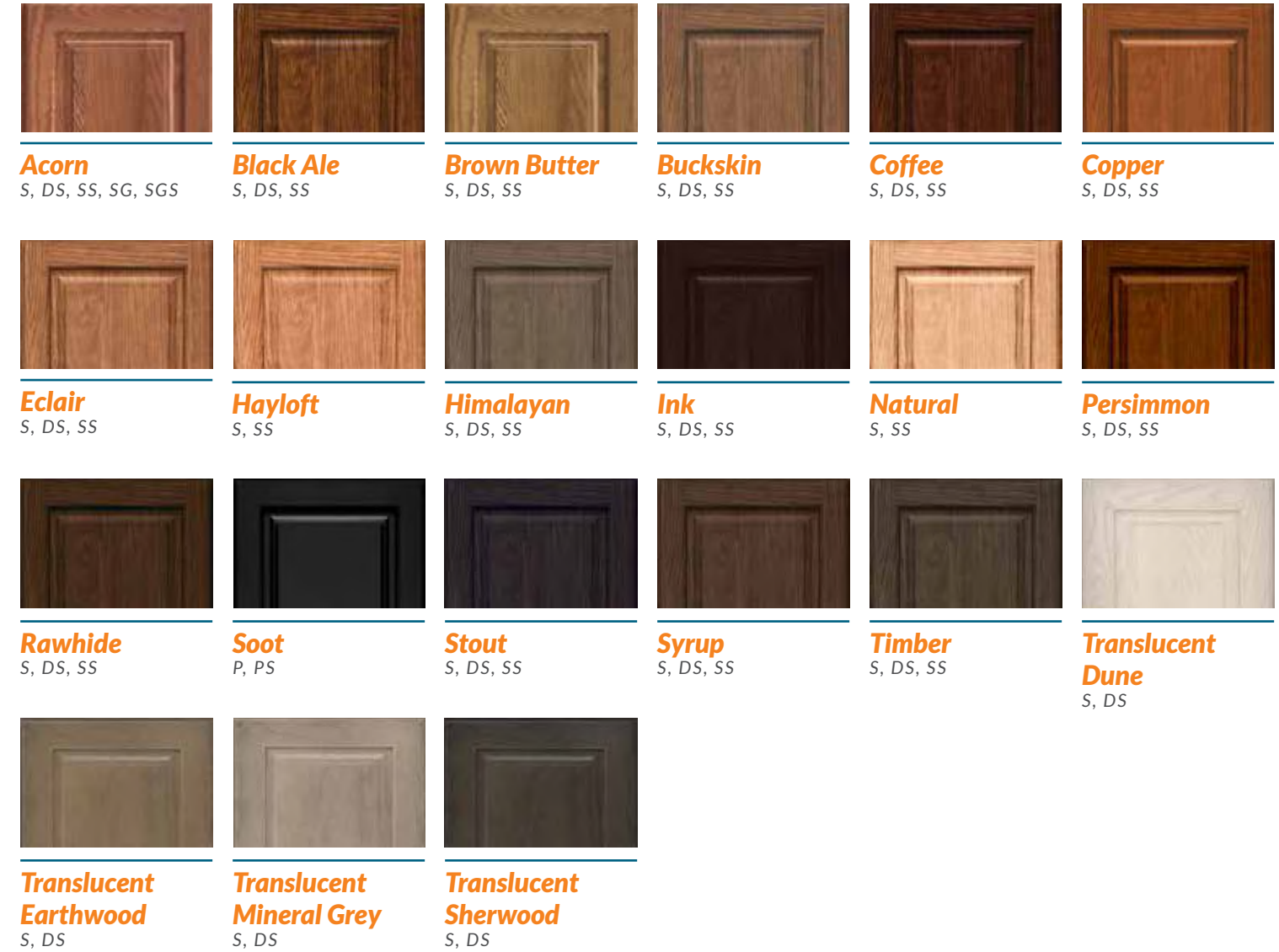
**Brown Butter**  
S, DS, SS

**Buckeye**  
S, DS, SS


Maple Finishes (continued)



Oak Finishes



Rustic Alder Finishes



Stain Finishes | Stain (S), Distressed Stain (DS), Stain Suede (SS), Stain Glaze (SG), Stain Glaze Suede (SGS)

Paint Finishes | Paint (P), Distressed Paint (DP), Paint Suede (PS), Paint Highlight (PH), Paint Highlight Suede (PHS), Vintage Paint (VP), Vintage Paint Suede (VPS)

Rustic Alder Finishes (continued)



**Rawhide**  
S, DS, SS

**Syrup**  
S, DS, SS

**Timber**  
S, DS, SS

**Whiskey**  
S, DS, SS

Engineered Finishes



**Almond**  
P, PS, PH, PHS

**Antelope**  
P, PS

**Blanco**  
P, PS, PH, PHS

**Daisy**  
P, PS

**Eucalyptus**  
P, PS

**French Vanilla**  
P, PS, PH, PHS



**Glacial Bloc**  
P, PS

**Lake Front**  
P, PS

**Mediterranean**  
P, PS

**Nickel**  
P, PS, PH, PHS

**Peanut**  
P, PS

**Railroad**  
P, PS



**Silverstone**  
P, PS, PH, PHS

**Soot**  
P, PS

**Storm**  
P, PS, PH, PHS

**Tea Leaf**  
P, PS

**Thunderstorm**  
P, PS, PH, PHS

**Tusk**  
P, PS



**Vineyard**  
P, PS

**Weathered Chalk**  
P

**Weathered Clay**  
P


**Weathered Flint**  
P

**Weathered Lace**  
P

Stain Finishes | Stain (S), Distressed Stain (DS), Stain Suede (SS), Stain Glaze (SG), Stain Glaze Suede (SGS)

Paint Finishes | Paint (P), Distressed Paint (DP), Paint Suede (PS), Paint Highlight (PH), Paint Highlight Suede (PHS), Vintage Paint (VP), Vintage Paint Suede (VPS)

Laminate Finishes



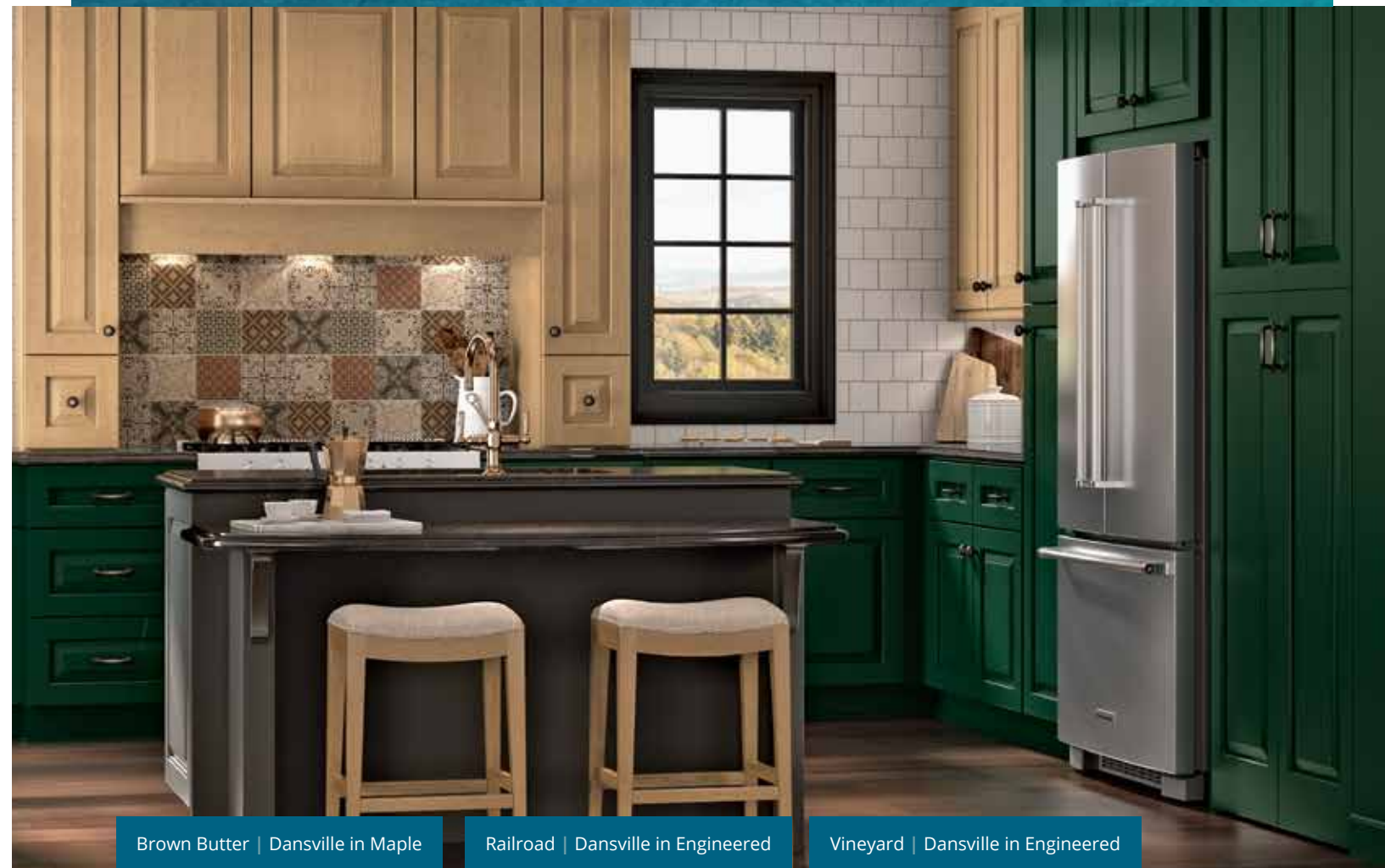
**Blanco**  
High Gloss

**Blanco**  
Wood Grain

**Thunderstorm**  
High Gloss

**Timber**  
Wood Grain

Our laminate options include a thin layer of film over the door for added durability that doesn't compromise on style. This easy-to-clean finish is available on a wide variety of paint colors.



Brown Butter | Dansville in Maple

Railroad | Dansville in Engineered

Vineyard | Dansville in Engineered



Deep Bakeware Storage



Tiered Plasticware Storage



Pull-Out Step Stool



Kitchen Island



Home Office

Translucent Dune | Myers in Hickory

Weathered Tanners Brown | Myers in Maple


## VERSATILITY.

When it comes to your new kitchen, it's not only about the aesthetic.

You also need your space to run like a well-oiled machine. That's why our streamlined storage solutions up the ante on efficiency to help simplify your day-to-day routine. So, if you're looking for features that not only suit your style, but also put function at the forefront, then our smart, versatile options have you covered. Beauty and convenience together in one room. Who said you can't have it all?

# CREATE A SPACE THAT FEELS LIKE HOME

*Get Started Today*



French Vanilla | Scottsville in Maple



GALLERY  
BY ELEVATIONS

[GALLERYBYELEVATIONS.COM](https://www.gallerybyelevations.com)