

# INTERIOR MOULDING & TRIM



METRIE™

THE ART OF FORM

A photograph of a bright, elegant dining room. In the center is a round, light-colored wooden dining table with a curved, fluted base. Two chairs with woven seats and curved wooden frames are tucked under the table. On the table sits a white vase with white lilies and some books. Behind the table is a window seat with a dark cushion and patterned pillows. The room features white architectural moulding and trim, including a large bay window with white frames and dark wood blinds. The floor is dark wood. The scene is framed by white columns on either side.

NORTHEAST US



METRIE.

THE ART OF FORM

## WHO WE ARE

Since our beginnings as a small family-owned business in 1926, our dedication to creating high-quality, finely crafted architectural elements has helped us grow to become the largest supplier and manufacturer of solid wood and composite moulding in North America.

[METRIE.COM](http://METRIE.COM)

### DESIGN – PARTNERSHIP – CRAFTSMANSHIP



Our success is driven by a commitment to deliver excellence rooted in design, partnership and craftsmanship.

We believe beauty is in the details, and know that even the smallest of details adds up to create big differences.

Design is in our DNA, and permeates many aspects of our business. Our teams work on everything from trend forecasting to creating new profiles that meet the needs of our customers and homeowners.

We design and craft relationships you can count on – partnerships you can rely on. We collaborate with our partners while listening and talking to designers, architects, builders and contractors – adding value throughout the supply chain.



Our attention to the details helps people create beautiful interior spaces. Spaces to live, work and to truly call home.



FIND US, FOLLOW US, LIKE US & WATCH US!



## MANUFACTURING EXCELLENCE

Metrie operates six domestic manufacturing facilities between the U.S. and Canada. Our solid and finger-jointed wood mills are located close to their respective fiber sources to minimize the costs and environmental impacts of transportation while ensuring that all raw materials are responsibly sourced. Our state-of-the-art MDF mills are technologically advanced and designed for efficient operations, reflecting our customer commitment to delivering finely crafted, high quality products.



## UNMATCHED QUALITY

Our mills allow us the flexibility to provide the right solutions to the markets we serve, understanding regional differences and adhering to strict specification standards. In addition, we have the ability to design, test and produce exclusive profiles to satisfy a custom order or to stay on top of the latest home trends. We have full in-house CAD capabilities and use computer-generated templates to manufacture profiles to extremely tight tolerances. Metrie has built a reputation for setting some of the highest industry standards.



## RESPONSIBLE ACTIONS

With fine craftsmanship comes responsibility, and we are committed to being responsible stewards of forest resources. We strive to maximize the yield from every board using variable width and multiple rip-saws. Our resaws use ultra-thin blades to minimize saw kerf and any products that do not meet our length criteria are manufactured into finger-joint blocks to eventually become finger-jointed mouldings.



TheFinishedSpace.com



Facebook.com/OfficialMetrie



Twitter.com/OfficialMetrie



Instagram.com/OfficialMetrie



LinkedIn.com/Company/Metrie



Pinterest.com/OfficialMetrie



YouTube.com/OfficialMetrie



Houzz.com/pro/Metrie

# TABLE of Contents

- 6 Architraves
- 8 Back Bands
- 9 Baseboards
- 21 Baseboard Caps & Shoes
- 24 Casings
- 38 Chair Rails
- 40 Coves
- 41 Crowns
- 57 Door Stops
- 59 Hand Rails
- 60 Panel Moulds
- 63 Shiplaps
- 64 Stools
- 66 Wainscot
- 67 Miscellaneous
- 75 Flat Stock
- 76 Jambs
- 77 Notes
- 78 Index



## Storage, Handling and Preparation of all Mouldings and S4S Boards

Prior to installation, it is important to acclimate your moulding and trim products by storing them in the installation space for at least 3 days. Wood and wood based products can expand and contract depending on internal and external environmental moisture levels. For best results, be sure to store products in a dry location and transport only if fully protected from water. Keep products clean from dirt and debris and finish according to paint and stain manufacturers' recommendations.



- 1 ARCHITRAVES: In classical architecture, it described the main beam resting on the tops of the columns. Today it is often used as a decorative moulding for ornamentation or finishing at the top of windows and doors.
- 2 BASEBOARDS: Baseboards are placed along the wall at the floor. They should be chosen to work in harmony with your casings to finish and tie the room together. Baseboards are usually thinner than the casing.
- 3 BUILD-UPS: Combining two or more moulding profiles to create a new or custom look. Also called stacking, build-ups make it easy to create the look of custom made trimwork without the high cost.
- 4 CASINGS: Casings define the overall character of a room and are often the most visible part of the trim. They are used primarily to cover the gap between drywall and the door or window frame. Casings are generally thicker than the base mouldings.
- 5 CROWNS: Crowns are placed along the wall at the ceiling. They come in a wide range of patterns and sizes. Crowns soften the transition from wall to ceiling while adding a distinctive look and charm to your room.
- 6 FINISH BOARDS: Finish Boards come in S4S (Surfaced 4 Sides) and are used for a multitude of purposes including shelving, window liner, bases, casing, etc.
- 7 PANEL MOULDS: Panel Moulds are used to frame wall paneling and add an accent to your walls. Often used in furniture construction.
- 8 RAKE MOULD: Rakes are often used as crowns. In fact, they are sometimes called "solid crowns".
- 9 WAINSCOT: Trimwork installed in the area below a chair rail. Numerous options are available including raised panel, shadow box and beaded. Combined with a chair rail and baseboard, Wainscoting creates a dramatic look to any room.
- 10 WINDOW STOOL: Also called window sill, a Window Stool is the surface installed below the sash of a window. Trim installed under window stool creates a distinctive look and adds a decorative touch.

# ARCHITRAVES

---

## ARCHITRAVES


High above windows and doors, architraves work to add grandeur to any space – reducing miter lines and elevating your look. A great architrave is, above all else, the dressing that's built to impress.



Stock Code  
**5010M**  
(1382894)

Dimensions  
**1 3/16" x 4 1/4" x 16'**

**MDF/UL**



Stock Code  
**1680233**

Dimensions  
**1 1/2" x 5 1/4" x 16'**

**PFJ**

# ARCHITRAVES



Stock Code  
**5025P**  
(1473113)

Dimensions  
**1<sup>1</sup>/<sub>32</sub>" x 5<sup>7</sup>/<sub>16</sub>" x 16'**

**PFJ**



Stock Code  
**5030M**  
(1382895)

Dimensions  
**1<sup>3</sup>/<sub>16</sub>" x 6<sup>1</sup>/<sub>4</sub>" x 16'**


**MDF/UL**

# BACK BANDS

---


## BACK BANDS

Back bands are used in conjunction with casing or baseboard to create a wide variety of trim options for windows and doors.




Stock Code  
**1683724**

Dimensions  
**1 1/16" x 1 1/16" x 16'**  
**PRI**



Stock Code  
**1683729**

Dimensions  
**1 1/16" x 1 1/16" x 16'**  
**PRI**



Stock Code  
**294D**  
(1472974)

Dimensions  
**1 1/16" x 1 1/8" x RL**  
**PIN**




Stock Code  
**280P**  
(1462065)

Dimensions  
**1 1/16" x 1 1/8" x 16'**  
**PFJ**

**280D**  
(1462064)

Dimensions  
**1 1/16" x 1 1/8" x RL**  
**PIN**



Stock Code  
**CLTBB**  
(1477185)

Dimensions  
**1 1/8" x 1 1/16" x 16'**  
**PFJ**



# BASEBOARDS

Your look starts here – at the foundation of a room. A great baseboard complements a casing and creates a smooth transition from the wall to the floor, guiding you seamlessly from room to room.



Stock Code  
**714P**  
(1382977)

Dimensions  
 **$\frac{7}{16}$ " x 3" x 16'**

**PFJ**

**714**  
(1382975)

**$\frac{7}{16}$ " x 3" x RL**

**PIN**



Stock Code  
**713P**  
(1382973)

Dimensions  
 **$\frac{7}{16}$ " x 3 $\frac{1}{4}$ " x 16'**

**PFJ**

**713**  
(1382972)

**$\frac{7}{16}$ " x 3 $\frac{1}{4}$ " x RL**

**PIN**



Stock Code  
**712D**  
(1462307)

Dimensions  
 **$\frac{7}{16}$ " x 3 $\frac{1}{2}$ " x RL**

**PIN**




Stock Code  
**710D**  
(1462306)

Dimensions  
 **$\frac{7}{16}$ " x 4 $\frac{1}{4}$ " x RL**

**PIN**

# BASEBOARDS



Stock Code  
**624P**  
(1382952)

Dimensions  
 $\frac{1}{16}'' \times 3'' \times 16'$

**PFJ**

**624**  
(1462291)

$\frac{1}{16}'' \times 3'' \times \text{RL}$

**PIN**



Stock Code  
**623M**  
(1566985)

Dimensions  
 $\frac{1}{2}'' \times 3\frac{1}{4}'' \times 16'$

**MDF/UL**

**623P**  
(1382947)

$\frac{1}{16}'' \times 3\frac{1}{4}'' \times 16'$

**PFJ**

**623**  
(1382942)

$\frac{1}{16}'' \times 3\frac{1}{4}'' \times \text{RL}$

**PIN**



Stock Code  
**622PG**  
(1462282)


Dimensions  
 $\frac{1}{16}'' \times 3\frac{1}{2}'' \times 16'$

**PFJ**

**622D**  
(1462281)

$\frac{1}{16}'' \times 3\frac{1}{2}'' \times \text{RL}$

**PIN**



Stock Code  
**620P**  
(1394610)

Dimensions  
 $\frac{1}{16}'' \times 4\frac{1}{4}'' \times 16'$

**PFJ**

# BASEBOARDS



Stock Code  
**618M**  
(1382932)

Dimensions  
**1/2" x 5 1/4" x 16'**

**MDF/UL**

-----  
Stock Code  
**618PG**  
(1462277)

Dimensions  
**3/16" x 5 1/4" x 16'**

**PFJ**

-----  
Stock Code  
**618**  
(1382931)

Dimensions  
**3/16" x 5 1/4" x RL**

**PIN**



Stock Code  
**662PG**  
(1462298)

Dimensions  
**3/16" x 3 1/2" x 16'**

**PFJ**

-----  
Stock Code  
**662D**  
(1462296)

Dimensions  
**3/16" x 3 1/2" x RL**

**PIN**



Stock Code  
**660PG**  
(1462295)

Dimensions  
**3/16" x 4 1/4" x 16'**

**PFJ**

-----  
Stock Code  
**660D**  
(1462294)

Dimensions  
**3/16" x 4 1/4" x RL**

**PIN**

# BASEBOARDS



Stock Code  
**163ESNYPG**  
(1472832)

Dimensions  
 **$\frac{3}{16}$ " x 5 $\frac{1}{4}$ " x 16'**


**PFJ**



Stock Code  
**163EM**  
(1046044)

Dimensions  
 **$\frac{3}{16}$ " x 5 $\frac{1}{4}$ " x 16'**

**MDF/UL**



Stock Code  
**163EP**  
(1382548)

Dimensions  
 **$1\frac{1}{16}$ " x 5 $\frac{1}{4}$ " x 16'**

**PFJ**



Stock Code  
**163E7M**  
(1382541)

Dimensions  
 **$\frac{3}{16}$ " x 7 $\frac{1}{4}$ " x 16'**

**MDF/UL**

**163ESPG**  
(1382551)

**$\frac{3}{16}$ " x 5 $\frac{1}{4}$ " x 16'**

**PFJ**

**163E**  
(1461928)

**$1\frac{1}{16}$ " x 5 $\frac{1}{4}$ " x RL**

**PIN**

**163ESD**  
(1461933)

**$\frac{3}{16}$ " x 5 $\frac{1}{4}$ " x RL**

**PIN**

**163E7SPG**  
(1472827)

**$\frac{3}{16}$ " x 7 $\frac{1}{4}$ " x 16'**

**PFJ**

# BASEBOARDS




Stock Code  
**1323956**

Dimensions  
 **$\frac{1}{16}$ " x 5 $\frac{1}{2}$ " x 16'**  
**MDF/UL**

**618BP**  
(1640185)

Dimensions  
 **$1\frac{1}{32}$ " x 5 $\frac{1}{2}$ " x 16'**  
**PFJ**




Stock Code  
**1680238**

Dimensions  
 **$1\frac{9}{32}$ " x 7 $\frac{1}{4}$ " x 16'**  
**PFJ**



Stock Code  
**1683733**

Dimensions  
 **$\frac{1}{16}$ " x 5 $\frac{1}{2}$ " x 16'**  
**PRI**



Stock Code  
**1683734**

Dimensions  
 **$\frac{1}{16}$ " x 7 $\frac{1}{2}$ " x 16'**  
**PRI**

# BASEBOARDS



Stock Code  
**750P**  
(1382985)

Dimensions  
 **$\frac{3}{16}$ " x 4 $\frac{1}{4}$ " x 16'**

**PFJ**



Stock Code  
**750WM**  
(1382988)

Dimensions  
 **$\frac{1}{2}$ " x 5 $\frac{1}{4}$ " x 16'**

**MDF/UL**



Stock Code  
**1683739**

Dimensions  
 **$\frac{3}{16}$ " x 5 $\frac{1}{4}$ " x 16'**  
**PRI**



Stock Code  
**1683740**

Dimensions  
 **$\frac{3}{16}$ " x 7 $\frac{1}{4}$ " x 16'**  
**PRI**

**750WP**  
(1382989)

**$\frac{3}{16}$ " x 5 $\frac{1}{4}$ " x 16'**

**PFJ**

# BASEBOARDS

---



Stock Code  
**1680231**

Dimensions  
 **$\frac{3}{16}$ " x 5 $\frac{1}{2}$ " x 16'**  
**PFJ**



Stock Code  
**1680232**

Dimensions  
 **$\frac{3}{16}$ " x 7 $\frac{1}{4}$ " x 16'**  
**PFJ**



Stock Code  
**1324436**

Dimensions  
 **$\frac{3}{4}$ " x 7 $\frac{1}{4}$ " x 16'**  
**MDF/UL**

# BASEBOARDS

---



Stock Code  
**1382822**

Dimensions  
 $\frac{1}{16}'' \times 3\frac{1}{2}'' \times 16'$   
**PFJ**

---




Stock Code  
**430LP**  
(1462168)

Dimensions  
 $\frac{1}{16}'' \times 4\frac{1}{4}'' \times 16'$   
**PFJ**

**430LD**  
(1462167)

$\frac{1}{16}'' \times 4\frac{1}{4}'' \times 16'$   
**PIN**

---



Stock Code  
**412M**  
(1382810)

Dimensions  
 $\frac{1}{16}'' \times 4\frac{1}{4}'' \times 16'$   
**MDF/UL**

---



# BASEBOARDS



Stock Code  
**9233M**  
(1383053)

Dimensions  
**1<sup>1</sup>/<sub>16</sub>" x 4<sup>5</sup>/<sub>8</sub>" x 16'**

**MDF/UL**

-----  
**9233P**  
(1462421)

**1<sup>1</sup>/<sub>16</sub>" x 4<sup>5</sup>/<sub>8</sub>" x 16'**

**PFJ**



Stock Code  
**545M**  
(1382920)

Dimensions  
**7<sup>1</sup>/<sub>16</sub>" x 5" x 16'**

**MDF/UL**



Stock Code  
**9243M**  
(1383054)

Dimensions  
**1<sup>1</sup>/<sub>16</sub>" x 5<sup>1</sup>/<sub>4</sub>" x 16'**

**MDF/UL**

# BASEBOARDS

---



Stock Code  
**255M**  
(1462045)

Dimensions  
**1<sup>1</sup>/<sub>16</sub>" x 5<sup>1</sup>/<sub>2</sub>" x 16'**


**MDF/UL**



Stock Code  
**9232M**  
(1462419)

Dimensions  
**1<sup>1</sup>/<sub>16</sub>" x 6<sup>1</sup>/<sub>2</sub>" x 16'**

**MDF/UL**



Stock Code  
**8263M**  
(1341833)

Dimensions  
**3<sup>1</sup>/<sub>16</sub>" x 6<sup>1</sup>/<sub>2</sub>" x 16'**

**MDF/UL**

# BASEBOARDS



Stock Code  
**9263M**  
(1383056)

Dimensions  
**1<sup>1</sup>/<sub>16</sub>" x 7<sup>1</sup>/<sub>16</sub>" x 16'**

**MDF/UL**



Stock Code  
**9262M\***  
(1462425)

Dimensions  
**1<sup>1</sup>/<sub>16</sub>" x 9<sup>1</sup>/<sub>4</sub>" x 16'**

**MDF/UL**



Stock Code  
**9283M**  
(1383058)

Dimensions  
**1<sup>3</sup>/<sub>16</sub>" x 7<sup>1</sup>/<sub>4</sub>" x 16'**

**MDF/UL**

# BASEBOARDS

---



Stock Code  
**9253M**  
(1416316)

Dimensions  
**1<sup>1</sup>/<sub>16</sub>" x 6<sup>3</sup>/<sub>4</sub>" x 16'**

**MDF/UL**



Stock Code  
**207M**  
(1382651)

Dimensions  
**9<sup>1</sup>/<sub>16</sub>" x 7<sup>1</sup>/<sub>4</sub>" x 16'**

**MDF/UL**




Stock Code  
**80957MD**  
(1383002)

Dimensions  
**5<sup>1</sup>/<sub>8</sub>" x 7<sup>1</sup>/<sub>4</sub>" x 16'**

**MDF/UL**

## BASEBOARD CAPS & SHOES


Baseboard caps are added to the top of regular baseboard moulding and flush to the wall to create a finished and more complex architectural moulding. Baseboard shoes are primarily used to trim flooring materials and are often used in combination with a traditional baseboard to conceal variations between the flooring and the base. However, this versatile profile works great to solve numerous trimming needs.




Stock Code **1684707** Dimensions **1 1/16" x 1 3/8" x 8'-16'**  
**PIN**



Stock Code **8412P** Dimensions **1 1/16" x 1 3/8" x 16'**  
(1462354) **PFJ**



Stock Code **8416P** Dimensions **5/8" x 1 5/8" x 16'**  
(1462356) **PFJ**



Stock Code **WP30P** Dimensions **1 1/16" x 1 5/16" x 16'**  
(1393451) **PFJ**

# BASEBOARD CAPS & SHOES



Stock Code  
**126P**  
(1682127)

Dimensions  
 $\frac{1}{2}'' \times \frac{3}{4}'' \times 16'$

**LVL**

Stock Code  
**126P**  
(1394235)

Dimensions  
 $\frac{1}{2}'' \times \frac{3}{4}'' \times 16'$

**PFJ**


Stock Code  
**126**  
(1461861)

Dimensions  
 $\frac{1}{2}'' \times \frac{3}{4}'' \times RL$

Stock Code  
**127**  
(1461869)

Dimensions  
 $\frac{7}{16}'' \times \frac{3}{4}'' \times RL$

**PIN**



Stock Code  
**125P**  
(1461860)

Dimensions  
 $\frac{1}{2}'' \times 1'' \times 16'$

**PFJ**



Stock Code  
**134CTO**  
(1472775)

Dimensions  
 $\frac{3}{4}'' \times 1'' \times 6'-16'$


**O**



Stock Code  
**1683730**

Dimensions  
 $\frac{3}{8}'' \times 1'' \times 16'$


**PRI**



Stock Code  
**171D**  
(1461969)

Dimensions  
 $\frac{1}{2}'' \times \frac{13}{16}'' \times RL$

**PIN**



Stock Code  
**172D**  
(1461970)

Dimensions  
 $\frac{5}{8}'' \times \frac{3}{4}'' \times RL$

**PIN**

# BASEBOARD CAPS & SHOES



Stock Code  
**163LD**  
(1461937)

Dimensions  
 $\frac{3}{16}$ " x 1" x RL

**PIN**



Stock Code  
**164P**  
(1461941)

Dimensions  
 $1\frac{1}{16}$ " x  $1\frac{1}{8}$ " x 16'

**PFJ**

**164D**  
(1461940)

$1\frac{1}{16}$ " x  $1\frac{1}{8}$ " x RL

**PIN**



Stock Code  
**163M**  
(1382555)

Dimensions  
 $1\frac{1}{16}$ " x  $1\frac{3}{8}$ " x 16'

**MDF/UL**

**163P**  
(1382557)


$1\frac{1}{16}$ " x  $1\frac{3}{8}$ " x 16'

**PFJ**

**163D**  
(1461927)

$1\frac{1}{16}$ " x  $1\frac{1}{8}$ " x RL


**PIN**



Stock Code  
**1684709**

Dimensions  
 $\frac{1}{2}$ " x  $\frac{5}{8}$ " x 8'-16'

**PIN**



Stock Code  
**8577D**  
(1462373)

Dimensions  
 $\frac{5}{8}$ " x  $\frac{3}{4}$ " x RL

**PIN**



Stock Code  
**292**  
(1462067)

Dimensions  
 $\frac{5}{16}$ " x  $1\frac{1}{8}$ " x RL

**PIN**



Stock Code  
**WP62P**  
(1393470)

Dimensions  
1" x  $1\frac{1}{4}$ " x 16'

**PFJ**

# CASINGS

## CASINGS

Casings bring a room together – left to right, top to bottom. And like any framing element, the options are endless, from build-ups of multiple pieces to full wraps. With casings, there's no wrong way, only your way.



Stock Code                      Dimensions  
**327P**                               $1\frac{1}{16}'' \times 2\frac{1}{4}'' \times 14'$   
 (1382725)  
**327PI85**                            $1\frac{1}{16}'' \times 2\frac{1}{4}'' \times 85''$   
 (1382728)

**PFJ**

**327**                                    $1\frac{1}{16}'' \times 2\frac{1}{4}'' \times \text{RL}$   
 (1382723)  
**327F07**                            $1\frac{1}{16}'' \times 2\frac{1}{4}'' \times 7'$   
 (1382724)

**PIN**




Stock Code                      Dimensions  
**315PG**                            $1\frac{1}{16}'' \times 2\frac{1}{2}'' \times 16'$   
 (1462077)  
**315PGI85**                        $1\frac{1}{16}'' \times 2\frac{1}{2}'' \times 85''$   
 (1462078)

**PFJ**

**315D**                                $1\frac{1}{16}'' \times 2\frac{1}{2}'' \times \text{RL}$   
 (1462076)  
**315DI85**                        $1\frac{1}{16}'' \times 2\frac{1}{2}'' \times 85''$   
 (1472981)

**PIN**



Stock Code                      Dimensions  
**448D**                            $1\frac{1}{16}'' \times 3\frac{1}{2}'' \times \text{RL}$   
 (1462199)

**PIN**





| Stock Code                  | Dimensions   |
|-----------------------------|--|
| <b>356M</b><br>(1382744)    | $1\frac{1}{16}'' \times 2\frac{1}{4}'' \times 14'$       |
| <b>356M</b><br>(1416091)    | $1\frac{1}{16}'' \times 2\frac{1}{4}'' \times 85''$      |
|                             | <b>MDF/UL</b>  |
| <hr/>                       |  |
| <b>356P</b><br>(1382746)    | $1\frac{1}{16}'' \times 2\frac{1}{4}'' \times 14'$       |
| <b>356PI85</b><br>(1382748) | $1\frac{1}{16}'' \times 2\frac{1}{4}'' \times 85''$      |
|                             | <b>PFJ</b>   |
| <hr/>                       |  |
| <b>356</b><br>(1462115)     | $1\frac{1}{16}'' \times 2\frac{1}{4}'' \times \text{RL}$ |
| <b>356F07</b><br>(1382742)  | $1\frac{1}{16}'' \times 2\frac{1}{4}'' \times 7'$        |
|                             | <b>PIN</b>   |



| Stock Code                   | Dimensions   |
|------------------------------|--|
| <b>351M</b><br>(1462109)     | $1\frac{1}{16}'' \times 2\frac{1}{2}'' \times 16'$       |
|                              | <b>MDF/UL</b>  |
| <hr/>                        |  |
| <b>351PGF14</b><br>(1462111) | $1\frac{1}{16}'' \times 2\frac{1}{2}'' \times 14'$       |
| <b>351PGF16</b><br>(1462112) | $1\frac{1}{16}'' \times 2\frac{1}{2}'' \times 16'$       |
| <b>351PGI85</b><br>(1462113) | $1\frac{1}{16}'' \times 2\frac{1}{2}'' \times 85''$      |
|                              | <b>PFJ</b>   |
| <hr/>                        |  |
| <b>351D</b><br>(1462107)     | $1\frac{1}{16}'' \times 2\frac{1}{2}'' \times \text{RL}$ |
| <b>351DI85</b><br>(1462108)  | $1\frac{1}{16}'' \times 2\frac{1}{2}'' \times 85''$      |
|                              | <b>PIN</b>   |



| Stock Code                   | Dimensions   |
|------------------------------|--|
| <b>444M</b><br>(1382837)     | $1\frac{1}{16}'' \times 3\frac{1}{2}'' \times 15'$       |
|                              | <b>MDF/UL</b>  |
| <hr/>                        |  |
| <b>444O</b><br>(1484813)     | $\frac{5}{8}'' \times 3\frac{1}{2}'' \times \text{RL}$   |
|                              | <b>O</b>   |
| <hr/>                        |  |
| <b>444PG</b><br>(1462182)    | $1\frac{1}{16}'' \times 3\frac{1}{2}'' \times 16'$       |
| <b>444PGI86</b><br>(1462183) | $1\frac{1}{16}'' \times 3\frac{1}{2}'' \times 86''$      |
|                              | <b>PFJ</b>   |
| <hr/>                        |  |
| <b>444D</b><br>(1462178)     | $1\frac{1}{16}'' \times 3\frac{1}{2}'' \times \text{RL}$ |
|                              | <b>PIN</b>   |

# CASINGS



Stock Code  
**376P**  
(1382783)

Dimensions  
**1<sup>1</sup>/<sub>16</sub>" x 2<sup>1</sup>/<sub>4</sub>" x 14'**

**PFJ**



Stock Code  
**8725PF14**  
(1473248)

Dimensions  
**1<sup>1</sup>/<sub>16</sub>" x 2<sup>1</sup>/<sub>2</sub>" x 14'**

**PFJ**

**8725D**  
(1462379)

Dimensions  
**1<sup>1</sup>/<sub>16</sub>" x 2<sup>1</sup>/<sub>2</sub>" x RL**


**PIN**



Stock Code  
**WP82P**  
(1393483)

Dimensions  
**1<sup>1</sup>/<sub>16</sub>" x 2<sup>3</sup>/<sub>4</sub>" x 16'**

**PFJ**



Stock Code  
**445LM**  
(1462186)

Dimensions  
**1<sup>1</sup>/<sub>16</sub>" x 3<sup>1</sup>/<sub>4</sub>" x 16'**

**MDF/UL**

**445P**  
(1382846)


Dimensions  
**1<sup>1</sup>/<sub>16</sub>" x 3<sup>1</sup>/<sub>4</sub>" x 16'**

**PFJ**

**445**  
(1416143)

Dimensions  
**1<sup>1</sup>/<sub>16</sub>" x 3<sup>1</sup>/<sub>4</sub>" x RL**

**PIN**



Stock Code

**472PG**  
(1462205)  
**472PGI85**  
(1462206)

Dimensions

$\frac{9}{16}$ " x 2½" x 16'

$\frac{9}{16}$ " x 2½" x 85"

**PFJ**

**472D**  
(1462204)

$\frac{9}{16}$ " x 2½" x RL

**PIN**




Stock Code

**452P**  
(1382857)

Dimensions

$1\frac{1}{16}$ " x 2½" x 16'

**PFJ**



Stock Code

**432D**  
(1462169)

Dimensions

$\frac{9}{16}$ " x 3½" x RL

**PIN**



Stock Code

**412P**  
(1382811)


Dimensions

$1\frac{1}{16}$ " x 3½" x 16'

**PFJ**

# CASINGS

---



Stock Code  
**1680237**

Dimensions  
**1<sup>1</sup>/<sub>16</sub>" x 3<sup>1</sup>/<sub>2</sub>" x 16'**  
**PFJ**



Stock Code  
**1390847**

Dimensions  
**3<sup>3</sup>/<sub>4</sub>" x 3<sup>1</sup>/<sub>2</sub>" x 16'**  
**MDF/UL**



Stock Code  
**419BP**  
(1640178)

Dimensions  
**2<sup>1</sup>/<sub>32</sub>" x 3<sup>1</sup>/<sub>2</sub>" x 16'**  
**PFJ**




Stock Code  
**1680236**

Dimensions  
**2<sup>1</sup>/<sub>32</sub>" x 4<sup>1</sup>/<sub>2</sub>" x 16'**  
**PFJ**



Stock Code  
**1683731**

Dimensions  
**1 1/16" x 3 1/2" x 16'**  
**PRI**



Stock Code  
**1683732**

Dimensions  
**1 1/16" x 4 1/2" x 16'**  
**PRI**



Stock Code  
**1680228**

Dimensions  
**1 1/16" x 3 1/2" x 16'**  
**PFJ**



Stock Code  
**1391329**

Dimensions  
**1" x 4 1/2" x 16'**  
**MDF/UL**

# CASINGS



Stock Code  
**366MF16**  
(1462135)

Dimensions  
 **$\frac{9}{16}$ " x 2 $\frac{1}{4}$ " x 16'**

**MDF/UL**

**366PF14**  
(1462136)

**366PI85**  
(1394463)

**$\frac{1}{16}$ " x 2 $\frac{1}{4}$ " x 14'**

**$\frac{1}{16}$ " x 2 $\frac{1}{4}$ " x 85"**

**PFJ**

**366**  
(1382766)

**366F07**  
(1382767)

**$\frac{1}{16}$ " x 2 $\frac{1}{4}$ " x RL**

**$\frac{1}{16}$ " x 2 $\frac{1}{4}$ " x 7'**

**PIN**



Stock Code  
**361M**  
(1674153)

Dimensions  
 **$\frac{9}{16}$ " x 2 $\frac{1}{2}$ " x 16'**

**MDF/UL**

**361P**  
(1382759)

**$\frac{1}{16}$ " x 2 $\frac{1}{2}$ " x 16'**

**PFJ**

**361**  
(1462123)

**1462124**  
 **$\frac{1}{16}$ " x 2 $\frac{1}{2}$ " x 7'**

**PIN**



Stock Code  
**361WM**  
(1382763)

Dimensions  
 **$\frac{9}{16}$ " x 3 $\frac{1}{2}$ " x 16'**

**MDF/UL**

**361WP**  
(1382764)

**$\frac{5}{8}$ " x 3 $\frac{7}{16}$ " x 16'**

**PFJ**



Stock Code  
**441M**  
(1382829)

Dimensions  
**1" x 3 $\frac{1}{8}$ " x 16'**

**MDF/UL**



Stock Code  
**8753WP**  
(1462387)

Dimensions  
**1<sup>1</sup>/<sub>16</sub>" x 2<sup>1</sup>/<sub>2</sub>" x 14'**

**PFJ**

---

**8753WD**  
(1462385)

**8753WDF07**  
(1462386)

**1<sup>1</sup>/<sub>16</sub>" x 2<sup>1</sup>/<sub>2</sub>" x RL**

**1<sup>1</sup>/<sub>16</sub>" x 2<sup>1</sup>/<sub>2</sub>" x 7'**

**PIN**



Stock Code  
**8753WWP**  
(1462390)

Dimensions  
**1<sup>1</sup>/<sub>16</sub>" x 3<sup>1</sup>/<sub>2</sub>" x 16'**

**PFJ**

---

**8753WWD**  
(1462389)

**1<sup>1</sup>/<sub>16</sub>" x 3<sup>1</sup>/<sub>2</sub>" x RL**

**PIN**



Stock Code  
**331WP**  
(1382731)

Dimensions  
**5/8" x 3<sup>7</sup>/<sub>16</sub>" x 16'**

**PFJ**



Stock Code  
**9750M**  
(1383094)

Dimensions  
**1<sup>1</sup>/<sub>16</sub>" x 3<sup>1</sup>/<sub>2</sub>" x 16'**

**MDF/UL**

---

**9750P**  
(1473319)

**1<sup>1</sup>/<sub>16</sub>" x 3<sup>1</sup>/<sub>2</sub>" x 16'**

**PFJ**

# CASINGS

---



Stock Code  
**411M**  
(1382803)

Dimensions  
**1<sup>1</sup>/<sub>16</sub>" x 3" x 16'**

**MDF/UL**



Stock Code  
**8063M**  
(1462350)

Dimensions  
**1<sup>1</sup>/<sub>16</sub>" x 3<sup>1</sup>/<sub>4</sub>" x 16'**

**MDF/UL**



Stock Code  
**9054P**  
(1462406)

Dimensions  
**1<sup>3</sup>/<sub>16</sub>" x 3<sup>7</sup>/<sub>16</sub>" x 16'**

**PFJ**




Stock Code  
**9054LM**  
(1462405)

Dimensions  
**1<sup>1</sup>/<sub>16</sub>" x 3<sup>1</sup>/<sub>2</sub>" x 16'**

**MDF/UL**





Stock Code                      Dimensions  
**446MAPG**                      **1 1/16" x 3 7/16" x 16'**  
 (1462193)  
**446MAPGI86**                      **1 1/16" x 3 7/16" x 86"**  
 (1462194)

**PFJ**

-----  
**446MAD**                      **1 1/16" x 3 7/16" x RL**  
 (1462191)

**PIN**




Stock Code                      Dimensions  
**446M**                      **1 1/16" x 3 1/2" x 15'**  
 (1462190)

**MDF/UL**

-----  
**446PG**                      **1 1/16" x 3 1/2" x 16'**  
 (1462195)  
**446PGI86**                      **1 1/16" x 3 1/2" x 86"**  
 (1462197)

**PFJ**




Stock Code                      Dimensions  
**97M**                      **1" x 3 1/2" x 16'**  
 (1383100)

**MDF/UL**

-----  
**97P**                      **1 1/16" x 3 1/2" x 16'**  
 (1383101)


**PFJ**



Stock Code                      Dimensions  
**535M**                      **1 1/16" x 3 1/2" x 16'**  
 (1382906)

**MDF/UL**

# CASINGS



Stock Code  
**WC3PG**  
(1472646)

Dimensions  
**3/4" x 2 7/16" x 16'**

**PFJ**

Stock Code  
**WC1PG**  
(1472642)

Dimensions  
**1" x 3 7/16" x 16'**

**WC1PGI86**  
(1472643)

**1" x 3 7/16" x 86"**

**PFJ**

**WC1D**  
(1472640)

**1" x 3 7/16" x RL**

**PIN**

Stock Code  
**WC2M**  
(1472644)

Dimensions  
**1" x 3 7/16" x 16'**

**MDF/UL**

**WC2P**  
(1472645)

**1" x 3 7/16" x 16'**

**PFJ**

Stock Code  
**523M**  
(1382899)

Dimensions  
**1" x 3 1/2" x 16'**

**MDF/UL**

**523P**  
(1382900)

**1 1/8" x 3 1/2" x 16'**

**PFJ**



Stock Code  
**9043M**  
(1383044)

Dimensions  
**1 1/16" x 3 1/2" x 16'**

**MDF/UL**



Stock Code  
**9063M**  
(1383046)

Dimensions  
**1" x 4 1/4" x 16'**

**MDF/UL**




Stock Code  
**9053M**  
(1383045)

Dimensions  
**1" x 4 1/2" x 16'**

**MDF/UL**

# CASINGS



Stock Code  
**37P**  
(1382791)

Dimensions  
**1 1/16" x 3 1/4" x 16'**

**PFJ**



Stock Code  
**9037M**  
(1462398)

Dimensions  
**5/8" x 3 1/4" x 16'**

**MDF/UL**



Stock Code  
**9039PG**  
(1462401)

Dimensions  
**5/8" x 4 1/4" x 16'**

**PFJ**

**9039D**  
(1462400)

**5/8" x 4 1/4" x RL**

**PIN**



Stock Code  
**9038M**  
(1462399)

Dimensions  
**1 1/16" x 4 1/2" x 16'**

**MDF/UL**



Stock Code  
**8746P**  
(1462380)

Dimensions  
**1 1/16" x 4 3/16" x 16'**

**PFJ**



Stock Code  
**135WM**  
(1461889)

Dimensions  
**1 1/8" x 4 3/8" x 16'**

**MDF/UL**



Stock Code  
**9183M**  
(1462418)

Dimensions  
**1 3/8" x 4 5/8" x 16'**

**MDF/UL**

## CHAIR RAILS

---

# CHAIR RAILS

The chair rail runs along the wall, parallel with the baseboard. Adding a refined decor to any space, it's the subtle choice that makes a big impact. The chair rail perfectly complements a wainscot design.



Stock Code  
**390M**  
(1382795)

Dimensions  
**1<sup>1</sup>/<sub>16</sub>" x 2<sup>7</sup>/<sub>16</sub>" x 16'**

**MDF/UL**

**390P**  
(1382796)

**1<sup>1</sup>/<sub>16</sub>" x 2<sup>5</sup>/<sub>8</sub>" x 16'**

**PFJ**

**390D**  
(1462150)

**1<sup>1</sup>/<sub>16</sub>" x 2<sup>5</sup>/<sub>8</sub>" x RL**

**PIN**



Stock Code  
**297M**  
(1382707)

Dimensions  
**9<sup>1</sup>/<sub>16</sub>" x 3" x 16'**

**MDF/UL**

**297P**  
(1382708)

**1<sup>1</sup>/<sub>16</sub>" x 3" x 16'**

**PFJ**



Stock Code  
**300P**  
(1382712)

Dimensions  
**1<sup>1</sup>/<sub>16</sub>" x 3" x 16'**

**PFJ**

# CHAIR RAILS



Stock Code  
**224P**  
(1382657)

Dimensions  
 $\frac{3}{16}'' \times 2\frac{1}{16}'' \times 16'$

**PFJ**



Stock Code  
**1680229**

Dimensions  
 $\frac{3}{16}'' \times 2\frac{3}{4}'' \times 16'$

**PFJ**



Stock Code  
**253P**  
(1462042)

Dimensions  
 $\frac{3}{4}'' \times 3\frac{1}{2}'' \times 16'$

**PFJ**



Stock Code  
**397M**  
(1382798)


Dimensions  
 $1'' \times 3\frac{1}{2}'' \times 16'$

**MDF/UL**

# COVES

## COVES

Coves are commonly used to soften the transition on inside corners but may be used for a wide range of applications.



| Stock Code              | Dimensions                               |
|-------------------------|--|
| <b>82D</b><br>(1462352) | $\frac{3}{16}$ " x $2\frac{5}{8}$ " x RL |
| <b>84D</b><br>(1462366) | $\frac{3}{16}$ " x $2\frac{1}{4}$ " x RL |
| <b>85D</b><br>(1462376) | $\frac{3}{16}$ " x $1\frac{3}{4}$ " x RL |
| <b>86D</b><br>(1462377) | $\frac{3}{16}$ " x $1\frac{5}{8}$ " x RL |

**PIN**



| Stock Code                  | Dimensions                                 |
|-----------------------------|--|
| <b>1000</b><br>(1461741)    | $1\frac{1}{16}$ " x $1\frac{1}{16}$ " x RL |
| <b>1000F08</b><br>(1328889) | $1\frac{1}{16}$ " x $1\frac{1}{16}$ " x 8' |


**0**

|                          |   |
|--------------------------|---|
| <b>100P</b><br>(1461743) | $1\frac{1}{16}$ " x $1\frac{1}{16}$ " x 16' |
|--------------------------|---|

**PFJ**

|                          |  |
|--------------------------|--|
| <b>100D</b><br>(1461740) | $1\frac{1}{16}$ " x $1\frac{1}{16}$ " x RL |
| <b>101D</b><br>(1461745) | $\frac{1}{2}$ " x $\frac{1}{2}$ " x RL     |

**PIN**



| Stock Code              | Dimensions                             |
|-------------------------|--|
| <b>960</b><br>(1462449) | $\frac{5}{8}$ " x $\frac{3}{4}$ " x RL |

**0**

|                         |   |
|-------------------------|---|
| <b>92P</b><br>(1462430) | $\frac{3}{4}$ " x $\frac{7}{8}$ " x 16' |
|-------------------------|---|

**PFJ**

|                         |   |
|-------------------------|---|
| <b>93D</b><br>(1462433) | $\frac{3}{4}$ " x $\frac{3}{4}$ " x RL    |
| <b>94D</b><br>(1462442) | $1\frac{1}{16}$ " x $1\frac{1}{8}$ " x RL |
| <b>95D</b><br>(1462447) | $1\frac{1}{16}$ " x $\frac{7}{8}$ " x RL  |
| <b>96D</b><br>(1462448) | $\frac{5}{8}$ " x $\frac{3}{4}$ " x RL    |

**PIN**



## CROWNS


Cap off your look with the perfect crown.  
A great crown is the royal wrap-up of all  
your moulding decisions.



Stock Code  
**8047D**  
(1462349)

Dimensions  
**1 1/8" x 2 1/2" x RL**


**PIN**



Stock Code  
**9084P**  
(1462412)

Dimensions  
**1 1/8" x 2 1/4" x 16'**

**PFJ**



Stock Code  
**9083M**  
(1462410)

Dimensions  
**1 3/8" x 2 3/4" x 16'**

**MDF/UL**

# CROWNS

Stock Code  
**53M**  
(1462232)

Dimensions  
 $\frac{9}{16}$ " x  $2\frac{5}{8}$ " x 16'

**MDF/UL**

Stock Code  
**53P**  
(1382907)

Dimensions  
 $\frac{9}{16}$ " x  $2\frac{5}{8}$ " x 16'

**PFJ**

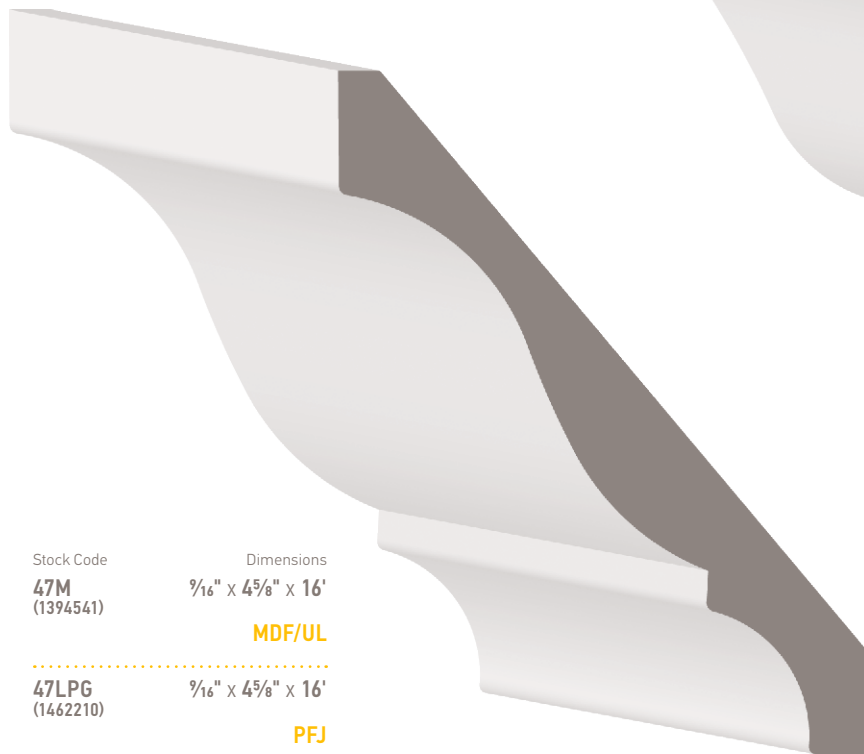

Stock Code  
**53D**  
(1462231)

Dimensions  
 $\frac{9}{16}$ " x  $2\frac{5}{8}$ " x RL

Stock Code  
**52LD**  
(1462227)

Dimensions  
 $\frac{9}{16}$ " x  $2\frac{3}{4}$ " x RL

**PIN**



Stock Code  
**47M**  
(1394541)

Dimensions  
 $\frac{9}{16}$ " x  $4\frac{5}{8}$ " x 16'

**MDF/UL**

Stock Code  
**47LPG**  
(1462210)

Dimensions  
 $\frac{9}{16}$ " x  $4\frac{5}{8}$ " x 16'

**PFJ**

Stock Code  
**47LD**  
(1462208)

Dimensions  
 $\frac{9}{16}$ " x  $4\frac{7}{8}$ " x 16'

**PIN**

Stock Code  
**49M**  
(1394557)

Dimensions  
 $\frac{9}{16}$ " x  $3\frac{5}{8}$ " x 16'

**MDF/UL**

Stock Code  
**49LPG**  
(1382885)

Dimensions  
 $\frac{9}{16}$ " x  $3\frac{3}{8}$ " x 16'

**PFJ**

Stock Code  
**49D**  
(1462213)


Dimensions  
 $\frac{1}{2}$ " x  $3\frac{1}{8}$ " x RL

**PIN**



# CROWNS

---



Stock Code  
**55D**  
(1462270)

Dimensions  
**1 1/16" x 4 5/8" x RL**

**PIN**

---

Stock Code  
**45M**  
(1394528)

Dimensions  
**3/16" x 5 3/16" x 16'**

**MDF/UL**

**45P**  
(1382863)


**1 1/16" x 5 1/4" x 16'**

**PFJ**

---

# CROWNS


---



Stock Code  
**60M**  
(1462274)

Dimensions  
**1<sup>1</sup>/<sub>16</sub>" x 5<sup>1</sup>/<sub>2</sub>" x 16'**

**MDF/UL**



Stock Code  
**43M**  
(1382827)

Dimensions  
**1" x 6<sup>15</sup>/<sub>16</sub>" x 16'**

**MDF/UL**


# CROWNS

---



Stock Code  
**1324425**

Dimensions  
**1 3/16" x 5 7/16" x 16'**  
**MDF/UL**



Stock Code  
**CVS1W2PMD16**  
(1324428)

Dimensions  
**1 3/16" x 7" x 16'**  
**MDF/UL**

# CROWNS

---



Stock Code      Dimensions  
**1683735**      **1 1/16" x 5 1/4" x 16'**  
PRI

---




Stock Code      Dimensions  
**1683736**      **1 1/16" x 7 1/4" x 16'**  
PRI

---

# CROWNS

---



Stock Code  
**792LM**  
(1382999)

Dimensions  
**1<sup>3</sup>/<sub>16</sub>" x 7<sup>13</sup>/<sub>16</sub>" x 16'**

**MDF/UL**

---



Stock Code  
**794LM**  
(1462347)


Dimensions  
**1" x 5<sup>3</sup>/<sub>8</sub>" x 16'**

**MDF/UL**

---


# CROWNS

---



Stock Code  
**1680226**

Dimensions  
**1 $\frac{3}{16}$ " x 5 $\frac{1}{4}$ " x 16'**  
**PFJ**



Stock Code  
**1680227**

Dimensions  
**1 $\frac{3}{16}$ " x 6 $\frac{3}{4}$ " x 16'**  
**PFJ**



## CROWNS

---



Stock Code  
**1326328**

Dimensions  
**1 1/4" x 6 1/4" x 16'**  
**MDF/UL**

Stock Code  
**1326331**

Dimensions  
**1 1/4" x 7 3/4" x 16'**  
**MDF/UL**

# CROWNS

---



Stock Code  
**1680235**

Dimensions  
**1 1/16" x 5 1/4" x 16'**  
**PFJ**

Stock Code  
**1680234**

Dimensions  
**1" x 7" x 16'**  
**PFJ**

# CROWNS

---



Stock Code  
**1683737**

Dimensions  
**1 1/8" x 5 1/4" x 16'**  
**PRI**




Stock Code  
**1683741**

Dimensions  
**1 1/8" x 7 1/4" x 16'**  
**PRI**

# CROWNS

---



Stock Code  
**784M**  
(1462340)

Dimensions  
**1<sup>1</sup>/<sub>16</sub>" x 3<sup>1</sup>/<sub>16</sub>" x 16'**


**MDF/UL**

---

Stock Code  
**784P**  
(1473219)

Dimensions  
**1<sup>1</sup>/<sub>16</sub>" x 3<sup>1</sup>/<sub>16</sub>" x 16'**

**PFJ**



Stock Code  
**785M**  
(1382998)

Dimensions  
**1<sup>1</sup>/<sub>16</sub>" x 4<sup>5</sup>/<sub>8</sub>" x 16'**

**MDF/UL**


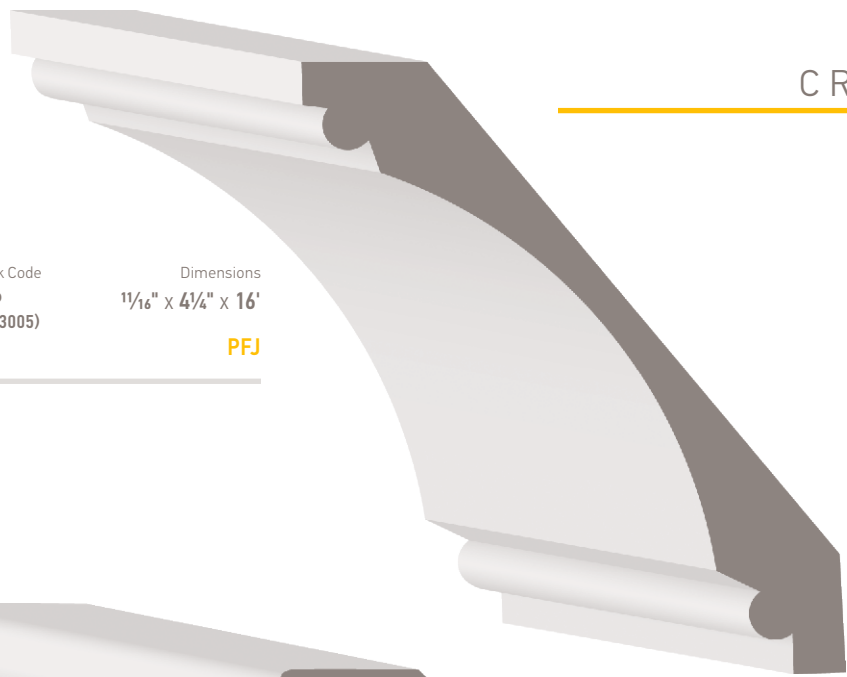
# CROWNS

---

Stock Code  
**80P**  
(1383005)

Dimensions  
**1<sup>1</sup>/<sub>16</sub>" x 4<sup>1</sup>/<sub>4</sub>" x 16'**

**PFJ**



Stock Code  
**712M**  
(1555934)

Dimensions  
**1<sup>1</sup>/<sub>16</sub>" x 4<sup>1</sup>/<sub>2</sub>" x 16'**

**MDF/UL**

Stock Code  
**701M**  
(1462305)

Dimensions  
**1<sup>3</sup>/<sub>16</sub>" x 5<sup>5</sup>/<sub>8</sub>" x 16'**

**MDF/UL**



# CROWNS

---



Stock Code  
**443M**  
(1382832)

Dimensions  
**1" x 3<sup>3</sup>/<sub>16</sub>" x 16'**

**MDF/UL**

---



Stock Code  
**716M**  
(1462318)

Dimensions  
**1<sup>3</sup>/<sub>16</sub>" x 5" x 16'**

**MDF/UL**

---

## CROWNS

---



Stock Code  
**721M**  
(1382978)

Dimensions  
**1" x 7¼" x 16'**

**MDF/UL**

Stock Code  
**41M**  
(1382814)

Dimensions  
**1¾" x 6½" x 16'**

**MDF/UL**

# CROWNS

---



Stock Code  
**271M**  
(1382693)

Dimensions  
**1<sup>1</sup>/<sub>16</sub>" x 5<sup>1</sup>/<sub>4</sub>" x 16'**

**MDF/UL**

---



Stock Code  
**270M**  
(1382692)

Dimensions  
**1<sup>1</sup>/<sub>16</sub>" x 6<sup>3</sup>/<sub>4</sub>" x 16'**


**MDF/UL**

---




## DOOR STOPS

The door stop mouldings are attached to the door jamb on both sides and at the top. It is where the door comes to a rest when it is closed, stopping the door from moving any further and covering the gap that would otherwise appear between the door and the jambs.



Stock Code  
**1684708**

Dimensions  
**7/16" x 3/4" x 8'-16'**  
**PIN**



Stock Code  
**1684706**

Dimensions  
**1/2" x 1 1/8" x 8'-16'**  
**PIN**



Stock Code  
**888F07**  
(1473262)

Dimensions  
**3/8" x 1 1/8" x 7'**  
**PIN**



Stock Code  
**886P**  
(1383036)

Dimensions  
**3/8" x 1 3/8" x 16'**  
**PFJ**

**876**  
(1522221)

**7/16" x 1 3/8" x RL**

**886**  
(1462392)

**3/8" x 1 3/8" x RL**

**PIN**

# DOOR STOPS



Stock Code  
**946P**  
 (1383073)  
**946PF07**  
 (1383074)

Dimensions  
 $\frac{3}{8}$ " x  $1\frac{3}{8}$ " x 16'  
 $\frac{3}{8}$ " x  $1\frac{3}{8}$ " x 7'

**PFJ**

**946**  
 (1522341)  
**946F07**  
 (1383071)

$\frac{3}{8}$ " x  $1\frac{3}{8}$ " x RL  
 $\frac{3}{8}$ " x  $1\frac{3}{8}$ " x 7'

**PIN**



Stock Code  
**1680230**

Dimensions  
 $\frac{7}{16}$ " x  $1\frac{1}{4}$ " x 16'  
**PFJ**



Stock Code  
**856**  
 (1462371)  
**856F07**  
 (1416290)  
**857D**  
 (1462375)

Dimensions  
 $\frac{3}{8}$ " x  $1\frac{3}{8}$ " x RL  
 $\frac{3}{8}$ " x  $1\frac{3}{8}$ " x 7'  
 $\frac{3}{8}$ " x  $1\frac{1}{4}$ " x RL

**PIN**




Stock Code  
**901D**  
 (1462396)  
**913D**  
 (1462414)  
**915D**  
 (1462415)  
**917LD**  
 (1462417)

Dimensions  
 $\frac{7}{16}$ " x  $4\frac{1}{4}$ " x RL  
 $\frac{3}{8}$ " x  $2\frac{1}{2}$ " x RL  
 $\frac{3}{8}$ " x  $1\frac{5}{8}$ " x RL  
 $\frac{3}{8}$ " x  $1\frac{5}{16}$ " x RL

**PIN**

# HAND RAILS

Hand rails provide safety and support.




Stock Code **231H**  
(1462030)      Dimensions **1 7/16" x 1 5/8" x RL**

**H**

**231**  
(1416033)      Dimensions **1 7/16" x 1 5/8" x 16'**

**PIN**




Stock Code **230P**  
(1462028)      Dimensions **1 7/16" x 1 5/8" x 16'**

**PFJ**

**230**  
(1462027)      Dimensions **1 7/16" x 1 5/8" x RL**

**PIN**



Stock Code **240P**  
(1674742)      Dimensions **1 1/4" x 2 1/4" x 16'**

**PFJ**

**240**  
(1462038)      Dimensions **1 1/4" x 2 1/4" x RL**

**PIN**

# PANEL MOULDS

## PANEL MOULDS

The use of panel or picture moulding can be an effective and inexpensive way to frame wall paneling, paper or fabric, and add interest to walls.



Stock Code  
**186D**  
(1461976)

Dimensions  
 $\frac{3}{8}$ " x 1" x RL


**PIN**



Stock Code  
**187D**  
(1461977)

Dimensions  
 $\frac{7}{16}$ " x  $1\frac{1}{4}$ " x RL


**PIN**



Stock Code  
**218LD**  
(1462025)

Dimensions  
 $1\frac{1}{16}$ " x  $1\frac{1}{8}$ " x RL

**PIN**



Stock Code  
**218D**  
(1462024)

Dimensions  
 $1\frac{1}{16}$ " x  $1\frac{1}{2}$ " x RL

**PIN**



Stock Code  
**217P**  
(1462023)

Dimensions  
 $1\frac{1}{16}$ " x  $1\frac{3}{4}$ " x 16'

**PFJ**

**217D**  
(1462021)

$1\frac{1}{16}$ " x  $1\frac{3}{4}$ " x RL

**217LD**  
(1462022)

$1\frac{1}{16}$ " x  $1\frac{3}{8}$ " x RL


**PIN**

# PANEL MOULDS



Stock Code  
**1680239**

Dimensions  
 $1\frac{5}{32}'' \times 1\frac{1}{2}'' \times 16'$   
**PFJ**



Stock Code  
**210P**  
(1382653)

Dimensions  
 $1\frac{1}{16}'' \times 1\frac{5}{8}'' \times 16'$   
**PFJ**

**210LD**  
(1472920)

**1684257**

$2\frac{1}{32}'' \times 1\frac{11}{32}'' \times \text{RL}$   
 $1\frac{1}{16}'' \times 2\frac{3}{16}'' \times 8'-16'$   
**PIN**




Stock Code  
**216D**  
(1462020)

Dimensions  
 $1\frac{1}{16}'' \times 1\frac{1}{2}'' \times \text{RL}$   
**PIN**



Stock Code  
**WP40P**  
(1393454)

Dimensions  
 $1\frac{3}{16}'' \times 1\frac{13}{16}'' \times 16'$   
**PFJ**




Stock Code  
**215D**  
(1462019)

Dimensions  
 $1\frac{1}{16}'' \times 1\frac{3}{4}'' \times \text{RL}$   
**PIN**

# PANEL MOULDS

---



Stock Code  
**181RP**  
(1461974)

Dimensions  
**1 1/8" x 1 3/4" x 16'**

**PFJ**

---




Stock Code  
**1683738**

Dimensions  
**1 1/8" x 2 1/4" x 16'**

**PRI**

---




Stock Code  
**183P**  
(1461975)

Dimensions  
**3/16" x 1 1/8" x 16'**

**PFJ**

---



Stock Code  
**3P**  
(1382799)

Dimensions  
**3/16" x 1 7/16" x 16'**

**PFJ**

---



Stock Code  
**212D**  
(1462018)

Dimensions  
**1 1/16" x 2 1/2" x RL**

**PIN**

---

## SHIPLAPS

A wall paneling treatment made from wide wooden boards installed horizontally to create a rustic, cottage or coastal look.



Stock Code  
**1677797**

Dimensions  
**2 1/32" x 5 1/2" x 16'**  
**PFJ**



Stock Code  
**1640112\***

Dimensions  
**3/4" x 7 1/4" x 16'**  
**MDF/UL**

**1677801\***

**2 1/32" x 7 1/4" x 16'**  
**PFJ**

# STOOLS

---

## STOOLS

A trim or casing applied immediately below the window sill.



| Stock Code                | Dimensions                   |
|---------------------------|------------------------------|
| <b>1163D</b><br>(1461826) | <b>1 1/16" x 3 1/4" x RL</b> |
| <b>1193D</b><br>(1461829) | <b>1 1/16" x 3 1/4" x RL</b> |
| <b>1195D</b><br>(1461830) | <b>1 1/16" x 2 1/2" x RL</b> |

**PIN**



| Stock Code                | Dimensions                   |
|---------------------------|------------------------------|
| <b>1151D</b><br>(1461822) | <b>1 1/16" x 4 1/4" x RL</b> |
| <b>1152D</b><br>(1461823) | <b>1 1/16" x 3 1/2" x RL</b> |

**PIN**



| Stock Code                | Dimensions                  |
|---------------------------|-----------------------------|
| <b>1196P</b><br>(1382446) | <b>5/8" x 1 5/16" x 16'</b> |

**PFJ**



# STOOLS/ EXTENSION JAMBS



| Stock Code                 | Dimensions                                |
|----------------------------|---|
| <b>1021M</b><br>(1382351)  | $\frac{9}{16}$ " x $5\frac{1}{4}$ " x 16' |
| <b>1021WM</b><br>(1382353) | $\frac{9}{16}$ " x $7\frac{1}{4}$ " x 16' |

**MDF/UL**

|                            |  |
|----------------------------|--|
| <b>1021P</b><br>(1382352)  | $1\frac{1}{16}$ " x $5\frac{1}{4}$ " x 16' |
| <b>1021WP</b><br>(1382354) | $1\frac{1}{16}$ " x $7\frac{1}{4}$ " x 16' |

**PFJ**

|                          |  |
|--------------------------|--|
| <b>1021</b><br>(1461748) | $1\frac{1}{16}$ " x $5\frac{3}{16}$ " x RL |
|--------------------------|--|

**PIN**



| Stock Code                 | Dimensions                                 |
|----------------------------|--|
| <b>1197TP</b><br>(1382457) | $1\frac{1}{16}$ " x $2\frac{1}{4}$ " x 16' |

**PFJ**

# WAINSCOT

---

## WAINSCOT

Trimwork installed in the area below a chair rail. Numerous options are available including raised panel, shadow box and beaded. Combined with a chair rail and baseboard, wainscoting creates a dramatic look in any room.



Stock Code  
**584ECBP**  
(1382927)

Dimensions  
 **$\frac{9}{16}$ " x  $3\frac{5}{16}$ " x 16'**


**PFJ**



Stock Code  
**346ECBP**  
(1382736)

Dimensions  
 **$\frac{3}{4}$ " x  $5\frac{3}{8}$ " x 16'**

**PFJ**




Stock Code  
**222M**  
(1462026)

Dimensions  
 **$\frac{3}{8}$ " x  $5\frac{3}{4}$ " x 10'**

**MDF/UL**

**ASTRAGALS**

An astragal is commonly used to seal between a pair of doors. The astragal closes the clearance gap. The vertical moulding attaches to a stile on one of a pair of doors against which the other door strikes or closes.



Stock Code  
**133P**  
(1382497)

Dimensions  
**1 1/16" x 1 3/4" x 16'**

**PFJ**


**133D**  
(1461884)

**1 1/16" x 1 3/4" x RL**

**PIN**

**BALUSTERS**

Used almost exclusively with the top and bottom porch rails.



Stock Code  
**1416036**  
**237D**  
(1462035)

Dimensions  
**3/4" x 3/4" x 8'-16'**  
**1 9/16" x 1 9/16" x RL**

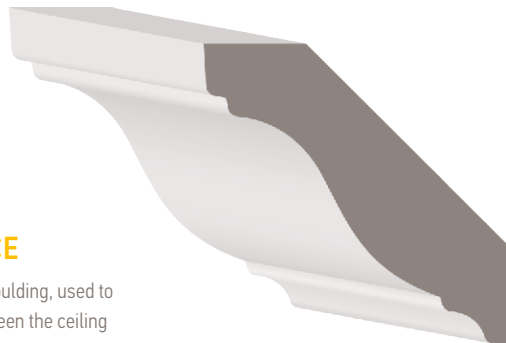
**238D**  
(1462037)

**1 1/16" x 1 1/16" x RL**

**PIN**

**BED MOULD AND CORNICE**

Similar to crown moulding, used to cover the joint between the ceiling and wall. Can be either sprung or plain, or flush to the wall as an extension of a cornice mould.



Stock Code  
**66D**  
(1462299)

Dimensions  
**5/16" x 1 3/4" x RL**

**67D**  
(1462300)

**5/16" x 2 1/4" x RL**

**69D**  
(1462302)

**5/16" x 3 1/4" x RL**

**PIN**



Stock Code  
**75P**  
(1382995)

Dimensions  
**5/16" x 1 5/8" x 16'**

**70**  
(1462304)

**5/16" x 2 3/4" x RL**

**72D**  
(1462322)

**5/16" x 2 1/4" x RL**

**74D**  
(1462331)

**5/16" x 1 3/4" x RL**

**75D**  
(1462337)

**5/16" x 1 5/8" x RL**

**76D**  
(1462339)

**5/16" x 1 1/2" x RL**

**PFJ**

**PIN**

# MISCELLANEOUS

## BRICK MOULDS

A brick mould is mainly used as exterior casing around doors. The most common size is 2"; however, 1 1/2" and 1 1/4" sizes are available. Brick moulds can also be used in place of a crown and as a transition under window sills.



Stock Code  
**180P**  
(1382605)

Dimensions  
**1 1/4" x 2" x 17'**

**PFJ**

Stock Code  
**180D**  
(1461971)

Dimensions  
**1 1/4" x 2" x RL**

**PIN**

## CHAMFER STRIP

Utilized where kitchen cabinet tops meet the walls or as a linoleum cove. Sometimes used for window applications.




Stock Code  
**995**  
(1416339)

Dimensions  
**3/4" x 3/4" x RL**

**PIN**

## CORNER GUARDS

Corner guards are used to protect the outside edges of the wall from damage and abrasion. Corner guards come in a wide variety of sizes and detailing.



Stock Code  
**202D**  
(1462005)

Dimensions  
**1 1/8" x 1 1/8" x RL**

**PIN**



Stock Code  
**204D**  
(1462007)

Dimensions  
**1 1/4" x 1 1/4" x RL**

**205D**  
(1462009)

Dimensions  
**1 1/16" x 1 1/16" x RL**

**206D**  
(1462013)

Dimensions  
**3/4" x 3/4" x RL**

**PIN**

**MULLIONS**

The upright or vertical member dividing the panels in a door. A mullion is also the vertical member of a sash, window or door frame between openings in a multiple opening frame.



Stock Code  
**978D**  
(1462454)

Dimensions  
 $\frac{3}{8}$ " x  $1\frac{3}{4}$ " x RL

**PIN**




Stock Code  
**972**  
(1462450)

Dimensions  
 $\frac{3}{8}$ " x 2" x RL

**PIN**

**GLASS BEADS**

Narrow wood strips or moulding used for edging against a door or window sash, or to secure glass panels to doors and windows.




Stock Code  
**149D**  
(1461896)

Dimensions  
 $\frac{3}{8}$ " x  $\frac{1}{2}$ " x RL

**PIN**

**DRIP CAPS**


Applied over exterior window and door frames to keep water or moisture from seeping under the siding. Drip caps also direct water away from window glass. Drip caps may also be called sills.



Stock Code  
**197D**  
(1462002)

Dimensions  
 $1\frac{1}{16}$ " x  $1\frac{5}{8}$ " x RL

**PIN**



Stock Code  
**8535**  
(1462370)

Dimensions  
 $\frac{5}{8}$ " x  $\frac{7}{8}$ " x RL

**PIN**

# MISCELLANEOUS

## QUARTER ROUNDS

Quarter rounds come in several sizes and serve a variety of functions. They are most often used with baseboards.




| Stock Code               | Dimensions  |
|--------------------------|---|
| <b>106P</b><br>(1382368) | $1\frac{1}{16}'' \times 1\frac{1}{16}'' \times 16'$ |

**PFJ**

|                          |   |
|--------------------------|---|
| <b>103D</b><br>(1461759) | $1\frac{1}{16}'' \times 1\frac{1}{16}'' \times \text{RL}$ |
| <b>105D</b><br>(1461761) | $\frac{3}{4}'' \times \frac{3}{4}'' \times \text{RL}$     |
| <b>106</b><br>(1461763)  | $1\frac{1}{16}'' \times 1\frac{1}{16}'' \times \text{RL}$ |
| <b>107D</b><br>(1461767) | $\frac{5}{8}'' \times \frac{5}{8}'' \times \text{RL}$     |
| <b>108D</b><br>(1461769) | $\frac{1}{2}'' \times \frac{1}{2}'' \times \text{RL}$     |
| <b>109D</b><br>(1461772) | $\frac{3}{8}'' \times \frac{3}{8}'' \times \text{RL}$     |
| <b>110D</b><br>(1461774) | $\frac{1}{4}'' \times \frac{1}{4}'' \times \text{RL}$     |

**PIN**



## FULL ROUNDS

Full rounds are used for numerous purposes and projects. Some of the more common uses are closet poles, curtain rods and towel rods.

| Stock Code               | Dimensions  |
|--------------------------|---|
| <b>232H</b><br>(1010656) | $1\frac{1}{2}'' \times 1\frac{1}{16}'' \times \text{RL}$  |
| <b>233H</b><br>(1484599) | $1\frac{5}{16}'' \times 1\frac{5}{16}'' \times \text{RL}$ |


**H**

|                         |   |
|-------------------------|---|
| <b>233</b><br>(1416035) | $1\frac{5}{16}'' \times 1\frac{5}{16}'' \times \text{RL}$ |
|-------------------------|---|

**PIN**

## HALF ROUNDS

A cross section of a half round looks like a half circle and is used primarily as decorative trim. It works well as a trim piece for wallpaper or to add a decorative pattern to flat panels. This profile can also be used to put a rounded edge on various shelving.




| Stock Code               | Dimensions  |
|--------------------------|---|
| <b>120D</b><br>(1461844) | $\frac{1}{2}'' \times 1'' \times \text{RL}$             |
| <b>122D</b><br>(1461845) | $\frac{3}{8}'' \times 1\frac{1}{16}'' \times \text{RL}$ |
| <b>123D</b><br>(1461849) | $\frac{5}{16}'' \times \frac{5}{8}'' \times \text{RL}$  |
| <b>124D</b><br>(1461854) | $\frac{1}{4}'' \times \frac{1}{2}'' \times \text{RL}$   |

**PIN**

**NOSING**


The usually rounded edge of a stair tread that projects over the riser.



Stock Code  
**8578P**  
(1462374)

Dimensions  
**1 1/16" x 1 1/8" x 16'**


**PFJ**



Stock Code  
**1031P**  
(1461757)

Dimensions  
**1 1/16" x 1 3/4" x 16'**

**PFJ**



Stock Code  
**954P**  
(1383082)

Dimensions  
**7/16" x 1 3/8" x 16'**

**PFJ**

**1031D**  
(1461756)

**1 1/16" x 1 3/4" x RL**

**PIN**

**LATTICE**

A thin strip of flat moulding commonly used to hide seams and edges.




| Stock Code                | Dimensions                |
|---------------------------|---------------------------|
| <b>263D</b><br>(1462048)  | <b>1/4" x 2 5/8" x RL</b> |
| <b>265D</b><br>(1462050)  | <b>1/4" x 1 3/4" x RL</b> |
| <b>265LD</b><br>(1462051) | <b>1/4" x 2 1/4" x RL</b> |
| <b>266D</b><br>(1462052)  | <b>1/4" x 1 5/8" x RL</b> |
| <b>267D</b><br>(1462054)  | <b>1/4" x 1 3/8" x RL</b> |
| <b>268D</b><br>(1462055)  | <b>1/4" x 1 1/8" x RL</b> |

**PIN**

# MISCELLANEOUS

## PICTURE MOULDS


A narrow moulding along the perimeter of the walls near the ceiling line traditionally used to support hooks for picture hanging.



Stock Code  
**276**  
(1462062)

Dimensions  
 $1\frac{1}{16}" \times 1\frac{3}{4}" \times \text{RL}$

**PIN**




Stock Code  
**273D**  
(1462060)

Dimensions  
 $1\frac{1}{16}" \times 1\frac{3}{4}" \times \text{RL}$

**PIN**

## SHINGLE MOULD

Originally used on the rake of a building or around exterior window frames. May also be used in applications similar to panel moulds.



Stock Code  
**127NYD**  
(1461870)

Dimensions  
 $1\frac{1}{16}" \times 1\frac{1}{16}" \times \text{RL}$

**PIN**

## SQUARE

Squares are used in the framing of shelves and cabinets, or are used to build up other profiles. Its uses are mostly utilitarian.



Stock Code  
**254P**  
(1462044)

Dimensions  
 $\frac{1}{2}" \times \frac{3}{4}" \times 16'$

**PFJ**

**254**  
(1416042)


$\frac{1}{2}" \times \frac{3}{4}" \times \text{RL}$

**PIN**



**ROSETTES**

A raised decorative wood design in the shape of a flower used at the intersection of two materials, forming a decorative border. Sometimes rosettes are used on flush doors for a custom look.



Stock Code

**R350M**  
(1393376)

**R375M**  
(1472616)

Dimensions


**7/8" x 3 1/2"**

**1 1/16" x 3 3/4"**

**MDF/UL**

**SCREEN MOULDS**

A very versatile profile; screen mould fits a wide variety of needs and uses. Traditionally used to hold mesh screening into wood screens, it also works well as edge trim on various shelving or wood trim for wallpaper.




Stock Code

**142D**  
(1461893)

Dimensions

**1/4" x 3/4" x RL**

**PIN**



Stock Code

**144D**  
(1461894)

Dimensions

**1/4" x 3/4" x RL**

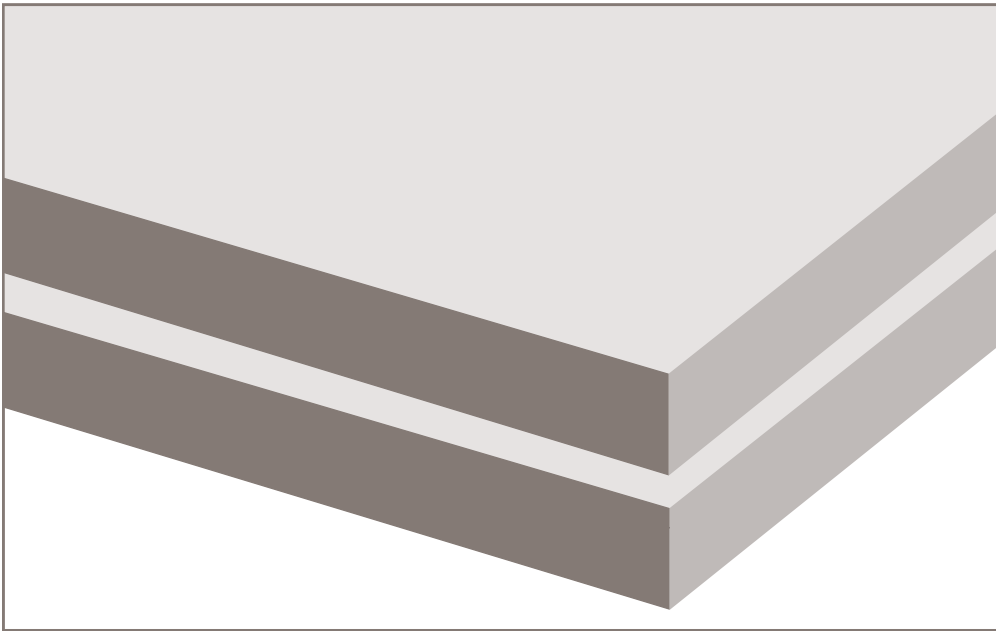
**PIN**

# MISCELLANEOUS

---

## SHEET GOODS

Versatile flat boards that are available in various wood species or substrates; primarily used for building construction or other projects.



Stock Code

**FF12**  
(1327794)

**FF34**  
(1327797)

Dimensions

$\frac{1}{2}$ " x 4' x 8'

$\frac{3}{4}$ " x 4' x 8'

**MDF/UL**

---

## SILL

A lower horizontal member of a window or sliding door frame.



Stock Code

**1080P\***  
(1461768)

Dimensions

$1\frac{3}{16}$ " x  $7\frac{1}{16}$ " x 16'

**PFJ**

---

## FLAT STOCK

Finished boards come in either S4S (Surfaced 4 Sides) or S3S (Surfaced 3 Sides) and are used for a multitude of purposes, including shelving, window ledges, base, casing, etc.

| Stock Code               | Thickness | Height  | Length  | Species |
|--------------------------|-----------|---------|---------|---------|
| 343S4SP (1462092)        | 3/4"      | 2-1/2"  | 16'     | PFJ     |
| 344S4SP (1382734)        | 3/4"      | 3-1/2"  | 16'     | PFJ     |
| 345S4SP (1462098)        | 3/4"      | 4-1/2"  | 16'     | PFJ     |
| 346S4SP (1382738)        | 3/4"      | 5-1/2"  | 16'     | PFJ     |
| 348S4SP (1382740)        | 3/4"      | 7-1/4"  | 16'     | PFJ     |
| 3410S4SP (1382732)       | 3/4"      | 9-1/4"  | 16'     | PFJ     |
| 3412S4SP (1382733)       | 3/4"      | 11-1/4" | 16'     | PFJ     |
| 544S4SP (1382918)        | 1-1/16"   | 3-1/2"  | 16'     | PFJ     |
| 546S4SP (1382924)        | 1-1/16"   | 5-1/2"  | 16'     | PFJ     |
| 548S4SP (1382926)        | 1-1/16"   | 7-1/4"  | 16'     | PFJ     |
| 5410S4SP (1382912)       | 1-1/16"   | 9-1/4"  | 16'     | PFJ     |
| 5412S4SP (1382915)       | 1-1/16"   | 11-1/4" | 16'     | PFJ     |
| 14S4SPOPE (1461909)      | 3/4"      | 3-1/2"  | 8'-16'  | POP     |
| 14S4SPOPU0816 (1382536)  | 3/4"      | 3-1/2"  | 8'-16'  | POP     |
| 15S4SPOPE (1461921)      | 3/4"      | 4-1/2"  | 8'-16'  | POP     |
| 15S4SPOPU0816 (1472818)  | 3/4"      | 4-1/2"  | 8'-16'  | POP     |
| 16S4SPOPE (1461959)      | 3/4"      | 5-1/2"  | 8'-16'  | POP     |
| 16S4SPOPU0816 (1382597)  | 3/4"      | 5-1/2"  | 8'-16'  | POP     |
| 16S4SPOPU1216 (1382598)  | 3/4"      | 5-1/2"  | 12'-16' | POP     |
| 18S4SPOPE (1461990)      | 3/4"      | 7-1/4"  | 8'-16'  | POP     |
| 18S4SPOPU0816 (1382638)  | 3/4"      | 7-1/4"  | 8'-16'  | POP     |
| 18S4SPOPU1216 (1382639)  | 3/4"      | 7-1/4"  | 12'-16' | POP     |
| 110S4SPOPE (1461787)     | 3/4"      | 9-1/4"  | 8'-16'  | POP     |
| 110S4SPOPU0816 (1472696) | 3/4"      | 9-1/4"  | 8'-16'  | POP     |
| 110S4SPOPU1216 (1382410) | 3/4"      | 9-1/4"  | 12'-16' | POP     |
| 112S4SPOPE (1461812)     | 3/4"      | 11-1/4" | 8'-16'  | POP     |
| 112S4SPOPU0816 (1382435) | 3/4"      | 11-1/4" | 8'-16'  | POP     |
| 112S4SPOPU1216 (1382436) | 3/4"      | 11-1/4" | 12'-16' | POP     |
| 544S4SPOP (1462247)      | 1-1/16"   | 3-1/2"  | RL      | POP     |
| 546S4SPOP (1462257)      | 1-1/16"   | 5-1/2"  | RL      | POP     |
| 548S4SPOP (1462264)      | 1-1/16"   | 7-1/4"  | RL      | POP     |
| 5412S4SPOP (1462239)     | 1-1/16"   | 11-1/4" | RL      | POP     |

| Stock Code             | Thickness | Height  | Length  | Species |
|------------------------|-----------|---------|---------|---------|
| 14S4SPRI (1484401)     | 3/4"      | 3-1/2"  | 16'     | PRI     |
| 16S4SPRI (1472867)     | 3/4"      | 5-1/4"  | 16'     | PRI     |
| 18S4SPRI (1472901)     | 3/4"      | 7-1/4"  | 16'     | PRI     |
| 110S4SPRI (1472698)    | 3/4"      | 9-1/4"  | 16'     | PRI     |
| 3412S4SPOPP (1472993)  | 3/4"      | 11-1/4" | 16'     | PRI     |
| 544S4SPRI (1683728)    | 1-1/16"   | 3-1/2"  | 16'     | PRI     |
| 546S4SPRI (1637342)    | 1-1/16"   | 5-1/2"  | 16'     | PRI     |
| 548S4SPRI (1683727)    | 1-1/16"   | 7-1/4"  | 16'     | PRI     |
| 14S4SOU0816 (1382525)  | 3/4"      | 3-1/2"  | 8'-16'  | O       |
| 16S4SOU (1472857)      | 3/4"      | 5-1/4"  | 8'-16'  | O       |
| 16S4SOU0816 (1004234)  | 3/4"      | 5-1/2"  | 8'-16'  | O       |
| 18S4SOU (1472891)      | 3/4"      | 7-1/4"  | 8'-16'  | O       |
| 18S4SOU0816 (1382628)  | 3/4"      | 7-1/4"  | 8'-16'  | O       |
| 18S4SOU1216 (1382629)  | 3/4"      | 7-1/4"  | 12'-16' | O       |
| 110S4SOU (1472689)     | 3/4"      | 9-1/4"  | 8'-16'  | O       |
| 110S4SOU0816 (1382399) | 3/4"      | 9-1/4"  | 8'-16'  | O       |
| 112S4SOU (1472711)     | 3/4"      | 11-1/4" | 8'-16'  | O       |
| 112S4SOU0816 (1382424) | 3/4"      | 11-1/4" | 8'-16'  | O       |
| 14S4SMAP (1521326)     | 3/4"      | 3-1/2"  | RL      | MAP     |
| 16S4SMAP (1472847)     | 3/4"      | 5-1/2"  | RL      | MAP     |
| 18S4SMAP (1521447)     | 3/4"      | 7-1/4"  | RL      | MAP     |
| 14S4SM (1382516)       | 3/4"      | 3-1/2"  | 16'     | MDF/UL  |
| 16S4SM (1382579)       | 3/4"      | 5-1/2"  | 16'     | MDF/UL  |
| 18S4SM (1382620)       | 3/4"      | 7-1/4"  | 16'     | MDF/UL  |
| 110S4SM (1484147)      | 3/4"      | 9-1/4"  | 16'     | MDF/UL  |
| 112S4SM (1382417)      | 3/4"      | 11-1/4" | 16'     | MDF/UL  |

# JAMBS

## JAMBS

The top and two sides of a door or window frame that contact the door or sash: top jamb and side jambs. The most common size for interior use is 1 1/16" thick by 4 9/16" wide.

| Stock Code            | Thickness | Height  | Length    | Species |
|-----------------------|-----------|---------|-----------|---------|
| DRDJ48058P (1472548)  | 1-7/32"   | 4-5/8"  | 82-1/8"   | PFJ     |
| DRDJ478855P (1393336) | 1-7/32"   | 4-7/8"  | 86-3/4"   | PFJ     |
| DRDJ5855P (1472550)   | 1-7/32"   | 5-1/4"  | 84"       | PFJ     |
| DRDJ6855P (1472551)   | 1-7/32"   | 6-5/8"  | 84"       | PFJ     |
| FJS481PV (1393277)    | 11/16"    | 4-9/16" | 81"       | PIN     |
| FJS4815PL (1393273)   | 11/16"    | 4-5/8"  | 82-11/16" | PFJ     |
| FJS481P (1393276)     | 11/16"    | 4-5/8"  | 16"       | PFJ     |
| FJS478855PL (1483431) | 11/16"    | 4-7/8"  | 85-1/2"   | PFJ     |
| SJS48858P (1483508)   | 1-1/16"   | 4-5/8"  | 82"       | PFJ     |
| SJS48458WP (1483507)  | 1-1/16"   | 4-5/8"  | 86-1/16"  | PFJ     |

**JAMB PREFIX CODE:** **SR** Single Rabbeted Jamb  
**DR** Double Rabbeted Jamb  
**FJS** Flat Jambs  
**SJS** Split Jambs



NOTES



Lined area for notes, consisting of multiple horizontal lines.

| Stock Code        | Profile Type   | Dimensions                 | Species | Page |
|-------------------|----------------|----------------------------|---------|------|
| 1323956           | Baseboard      | 9/16" x 5-1/2" x RL        | MDF/UL  | 13   |
| 1324425           | Crown          | 1-3/16" x 5-7/16" x 16'    | MDF/UL  | 45   |
| 1324436           | Baseboard      | 3/4" x 7-1/4" x 16'        | MDF/UL  | 15   |
| 1326328           | Crown          | 1-1/4" x 6-1/4" x 16'      | MDF/UL  | 49   |
| 1326331           | Crown          | 1-1/4" x 7-3/4" x 16'      | MDF/UL  | 49   |
| 1382822           | Baseboard      | 9/16" x 3-1/2" x 16'       | PFJ     | 16   |
| 1390847           | Casing         | 3/4" x 3-1/2" x 16'        | MDF/UL  | 28   |
| 1391329           | Casing         | 1" x 4-1/2" x 16'          | MDF/UL  | 29   |
| 1416036           | Baluster       | 3/4" x 3/4" x 8'-16'       | PIN     | 67   |
| 1462124           | Casing         | 11/16" x 2-1/2" x 7'       | PIN     | 30   |
| 1640112           | Shiplap        | 3/4" x 7-1/4" x 16'        | MDF/UL  | 63   |
| 1677797           | Shiplap        | 21/32" x 5-1/2" x 16'      | PFJ     | 63   |
| 1677801           | Shiplap        | 21/32" x 7-1/4" x 16'      | PFJ     | 63   |
| 1680226           | Crown          | 1-3/16" x 5-1/4" x 16'     | PFJ     | 48   |
| 1680227           | Crown          | 1-3/16" x 6-3/4" x 16'     | PFJ     | 48   |
| 1680228           | Casing         | 11/16" x 3-1/2" x 16'      | PFJ     | 29   |
| 1680230           | Door Stop      | 7/16" x 1-1/4" x 16'       | PFJ     | 58   |
| 1680231           | Baseboard      | 9/16" x 5-1/2" x 16'       | PFJ     | 15   |
| 1680232           | Baseboard      | 9/16" x 7-1/4" x 16'       | PFJ     | 15   |
| 1680233           | Architrave     | 1-1/2" x 5-1/2" x 16'      | PFJ     | 6    |
| 1680234           | Crown          | 1" x 7" x 16'              | PFJ     | 50   |
| 1680235           | Crown          | 11/16" x 5-1/4" x 16'      | PFJ     | 50   |
| 1680236           | Casing         | 21/32" x 4-1/2" x 16'      | PFJ     | 28   |
| 1680237           | Casing         | 11/16" x 3-1/2" x 16'      | PFJ     | 28   |
| 1680238           | Baseboard      | 19/32" x 7-1/4" x 16'      | PFJ     | 13   |
| 1680239           | Panel Mould    | 15/32" x 1-1/2" x 16'      | PFJ     | 61   |
| 1683724           | Back Band      | 1-1/16" x 1-1/16" x 16'    | PRI     | 8    |
| 1683729           | Back Band      | 1-1/16" x 1-1/16" x 16'    | PRI     | 8    |
| 1683730           | Baseboard Shoe | 5/8" x 1" x 16'            | PRI     | 22   |
| 1683731           | Casing         | 11/16" x 3-1/2" x 16'      | PRI     | 29   |
| 1683732           | Casing         | 11/16" x 3-1/2" x 16'      | PRI     | 29   |
| 1683733           | Baseboard      | 9/16" x 5-1/2" x 16'       | PRI     | 13   |
| 1683734           | Baseboard      | 9/16" x 7-1/2" x 16'       | PRI     | 13   |
| 1683735           | Crown          | 1-1/16" x 5-1/4" x 16'     | PRI     | 46   |
| 1683736           | Crown          | 1-1/16" x 7-1/4" x 16'     | PRI     | 46   |
| 1683737           | Crown          | 1-1/8" x 5-1/4" x 16'      | PRI     | 51   |
| 1683738           | Panel Mould    | 1-1/8" x 2-1/4" x 16'      | PRI     | 62   |
| 1683739           | Baseboard      | 9/16" x 5-1/4" x 16'       | PRI     | 14   |
| 1683740           | Baseboard      | 9/16" x 7-1/4" x 16'       | PRI     | 14   |
| 1683741           | Crown          | 1-1/8" x 7-1/4" x 16'      | PRI     | 51   |
| 1684257           | Panel Mould    | 1-1/16" x 2-3/16" x 8'-16' | PIN     | 61   |
| 1684706           | Door Stop      | 1/2" x 1-3/8" x 8'-16'     | PIN     | 57   |
| 1684707           | Baseboard Cap  | 11/16" x 1-3/8" x 8'-16'   | PIN     | 21   |
| 1684708           | Door Stop      | 7/16" x 3/4" x 8'-16'      | PIN     | 57   |
| 1684709           | Baseboard Cap  | 1/2" x 5/8" x 8'-16'       | PIN     | 23   |
| 1021 (1461748)    | Stool          | 11/16" x 5-3/16" x RL      | PIN     | 65   |
| 100D (1461740)    | Cove           | 11/16" x 11/16" x RL       | PIN     | 40   |
| 1000 (1461741)    | Cove           | 11/16" x 11/16" x 8'-16'   | O       | 40   |
| 1000F08 (1328889) | Cove           | 11/16" x 11/16" x 8'       | O       | 40   |
| 100P (1461743)    | Cove           | 11/16" x 11/16" x 16'      | PFJ     | 40   |
| 101D (1461745)    | Cove           | 1/2" x 1/2" x RL           | PIN     | 40   |
| 1021M (1382351)   | Stool          | 9/16" x 5-1/4" x 16'       | MDF/UL  | 65   |
| 1021P (1382352)   | Stool          | 11/16" x 5-1/4" x 16'      | PFJ     | 65   |

| Stock Code               | Profile Type   | Dimensions               | Species | Page |
|--------------------------|----------------|--------------------------|---------|------|
| 1021WM (1382353)         | Stool          | 9/16" x 7-1/4" x 16'     | MDF/UL  | 65   |
| 1021WP (1382354)         | Stool          | 11/16" x 7-1/4" x 16'    | PFJ     | 65   |
| 1031D (1461756)          | Nosing         | 5/8" x 1-3/4" x RL       | PIN     | 71   |
| 1031P (1461757)          | Nosing         | 11/16" x 1-3/4" x RL     | PFJ     | 71   |
| 103D (1461759)           | Quarter Round  | 1-1/16" x 1-1/16" x RL   | PIN     | 70   |
| 105D (1461761)           | Quarter Round  | 3/4" x 3/4" x RL         | PIN     | 70   |
| 106 (1461763)            | Quarter Round  | 11/16" x 11/16" x RL     | PIN     | 70   |
| 106P (1382368)           | Quarter Round  | 11/16" x 11/16" x 16'    | PFJ     | 70   |
| 107D (1461767)           | Quarter Round  | 5/8" x 5/8" x RL         | PIN     | 70   |
| 1080P (1461768)          | Sill           | 1-3/16" x 7-1/4" x 16'   | PFJ     | 74   |
| 108D (1461769)           | Quarter Round  | 1/2" x 1/2" x RL         | PIN     | 70   |
| 109D (1461772)           | Quarter Round  | 3/8" x 3/8" x RL         | PIN     | 70   |
| 110D (1461774)           | Quarter Round  | 1/4" x 1/4" x RL         | PIN     | 70   |
| 110S4SM (1484147)        | Flat Stock     | 23/32" x 9-1/4" x 16'    | MDF/UL  | 75   |
| 110S4SOU0816 (1382399)   | Flat Stock     | 3/4" x 9-1/4" x 8'-16'   | O       | 75   |
| 110S4SOU (1472689)       | Flat Stock     | 3/4" x 9-1/4" x 8'-16'   | O       | 75   |
| 110S4SPOPE (1461787)     | Flat Stock     | 3/4" x 9-1/4" x 8'-16'   | POP     | 75   |
| 110S4SPOPU0816 (1472696) | Flat Stock     | 3/4" x 9-1/4" x 8'-16'   | POP     | 75   |
| 110S4SPOPU1216 (1382410) | Flat Stock     | 3/4" x 9-1/4" x 12'-16'  | POP     | 75   |
| 110S4SPRI (1472698)      | Flat Stock     | 3/4" x 9-1/4" x 16'      | PRI     | 75   |
| 112S4SM (1382417)        | Flat Stock     | 23/32" x 11-1/4" x 16'   | MDF/UL  | 75   |
| 112S4SOU0816 (1382424)   | Flat Stock     | 3/4" x 11-1/4" x 8'-16'  | O       | 75   |
| 112S4SOU (1472711)       | Flat Stock     | 3/4" x 11-1/4" x 8'-16'  | O       | 75   |
| 112S4SPOPE (1461812)     | Flat Stock     | 3/4" x 11-1/4" x 8'-16'  | POP     | 75   |
| 112S4SPOPU0816 (1382435) | Flat Stock     | 3/4" x 11-1/4" x 8'-16'  | POP     | 75   |
| 112S4SPOPU1216 (1382436) | Flat Stock     | 3/4" x 11-1/4" x 12'-16' | POP     | 75   |
| 1151D (1461822)          | Stool          | 11/16" x 4-1/4" x RL     | PIN     | 64   |
| 1152D (1461823)          | Stool          | 11/16" x 3-1/2" x RL     | PIN     | 64   |
| 1163D (1461826)          | Stool          | 1-1/16" x 3-1/4" x RL    | PIN     | 64   |
| 1193D (1461829)          | Stool          | 11/16" x 3-1/4" x RL     | PIN     | 64   |
| 1195D (1461830)          | Stool          | 11/16" x 2-1/2" x RL     | PIN     | 64   |
| 1196P (1382446)          | Stool          | 5/8" x 1-7/8" x 16'      | PFJ     | 64   |
| 1197TP (1382457)         | Stool          | 11/16" x 2-1/4" x 8'     | PFJ     | 65   |
| 120D (1461844)           | Half Round     | 1/2" x 1" x RL           | PIN     | 70   |
| 122D (1461845)           | Half Round     | 5/16" x 11/16" x RL      | PIN     | 70   |
| 123D (1461849)           | Half Round     | 5/16" x 5/8" x RL        | PIN     | 70   |
| 124D (1461854)           | Half Round     | 1/4" x 1/2" x RL         | PIN     | 70   |
| 125P (1461860)           | Baseboard Shoe | 1/2" x 1" x 16'          | PFJ     | 22   |
| 126 (1461861)            | Baseboard Shoe | 1/2" x 3/4" x RL         | PIN     | 22   |
| 126P (1394235)           | Baseboard Shoe | 1/2" x 3/4" x 16'        | PFJ     | 22   |
| 126P (1682127)           | Baseboard Shoe | 1/2" x 3/4" x 16'        | LVL     | 22   |
| 127 (1461869)            | Baseboard Shoe | 7/16" x 3/4" x RL        | PIN     | 22   |
| 127NYD (1461870)         | Shingle Mould  | 11/16" x 1-9/16" x RL    | PIN     | 72   |
| 133D (1461884)           | Astragal       | 11/16" x 1-3/4" x RL     | PIN     | 67   |
| 133P (1382497)           | Astragal       | 11/16" x 1-3/4" x 16'    | PFJ     | 67   |
| 134CTO (1472775)         | Baseboard Shoe | 3/4" x 1" x 6'-16'       | O       | 22   |
| 135WM (1461889)          | Casing         | 1-1/8" x 4-3/8" x 16'    | MDF/UL  | 37   |
| 142D (1461893)           | Screen Mould   | 1/4" x 3/4" x RL         | PIN     | 73   |
| 144D (1461894)           | Screen Mould   | 1/4" x 3/4" x RL         | PIN     | 73   |
| 149D (1461896)           | Glass Bead     | 3/8" x 1/2" x RL         | PIN     | 69   |
| 14S4SM (1382516)         | Flat Stock     | 23/32" x 3-1/2" x 16'    | MDF/UL  | 75   |
| 14S4SMAP (1521326)       | Flat Stock     | 3/4" x 3-1/2" x RL       | MAP     | 75   |
| 14S4SOU0816 (1382525)    | Flat Stock     | 3/4" x 3-1/2" x 8'-16'   | O       | 75   |

# INDEX

| Stock Code              | Profile Type  | Dimensions              | Species | Page |
|-------------------------|---------------|-------------------------|---------|------|
| 14S4SPOPE (1461909)     | Flat Stock    | 3/4" x 3-1/2" x 8'-16'  | POP     | 75   |
| 14S4SPOPU0816 (1382536) | Flat Stock    | 3/4" x 3-1/2" x 8'-16'  | POP     | 75   |
| 14S4SPRI (1484401)      | Flat Stock    | 3/4" x 3-1/2" x 16'     | PRI     | 75   |
| 15S4SPOPE (1461921)     | Flat Stock    | 3/4" x 4-1/2" x 8'-16'  | POP     | 75   |
| 15S4SPOPU0816 (1472818) | Flat Stock    | 3/4" x 4-1/2" x 8'-16'  | POP     | 75   |
| 163D (1461927)          | Baseboard Cap | 1 1/16" x 1-3/8" x RL   | PIN     | 23   |
| 163E (1461928)          | Baseboard     | 1 1/16" x 5-1/4" x RL   | PIN     | 12   |
| 163E7M (1382541)        | Baseboard     | 9/16" x 7-1/4" x 16'    | MDF/UL  | 12   |
| 163E7SPG (1472827)      | Baseboard     | 9/16" x 7-1/4" x 16'    | PFJ     | 12   |
| 163EM (1046044)         | Baseboard     | 9/16" x 5-1/4" x 16'    | MDF/UL  | 12   |
| 163EP (1382548)         | Baseboard     | 1 1/16" x 5-1/4" x 16'  | PFJ     | 12   |
| 163ESD (1461933)        | Baseboard     | 9/16" x 5-1/4" x RL     | PIN     | 12   |
| 163ESNYPG (1472832)     | Baseboard     | 9/16" x 5-1/4" x 16'    | PFJ     | 12   |
| 163ESPG (1382551)       | Baseboard     | 9/16" x 5-1/4" x 16'    | PFJ     | 12   |
| 163LD (1461937)         | Baseboard Cap | 9/16" x 1" x RL         | PIN     | 23   |
| 163M (1382555)          | Baseboard Cap | 1 1/16" x 1-3/8" x 16'  | MDF/UL  | 23   |
| 163P (1382557)          | Baseboard Cap | 1 1/16" x 1-3/8" x 16'  | PFJ     | 23   |
| 164D (1461940)          | Baseboard Cap | 1 1/16" x 1-1/8" x RL   | PIN     | 23   |
| 164P (1461941)          | Baseboard Cap | 1 1/16" x 1-1/8" x 16'  | PFJ     | 23   |
| 164S4SM (1382579)       | Flat Stock    | 2 1/32" x 5-1/2" x 16'  | MDF/UL  | 75   |
| 16S4SMAP (1472847)      | Flat Stock    | 3/4" x 5-1/2" x RL      | MAP     | 75   |
| 16S4SOU0816 (1004234)   | Flat Stock    | 3/4" x 5-1/2" x 8'-16'  | O       | 75   |
| 16S4SOU (1472857)       | Flat Stock    | 3/4" x 5-1/4" x 8'-16'  | O       | 75   |
| 16S4SPOPE (1461959)     | Flat Stock    | 3/4" x 5-1/2" x 8'-16'  | POP     | 75   |
| 16S4SPOPU0816 (1382597) | Flat Stock    | 3/4" x 5-1/2" x 8'-16'  | POP     | 75   |
| 16S4SPOPU1216 (1382598) | Flat Stock    | 3/4" x 5-1/2" x 16'     | POP     | 75   |
| 16S4SPRI (1472867)      | Flat Stock    | 3/4" x 5-1/4" x 16'     | PRI     | 75   |
| 171D (1461969)          | Baseboard Cap | 1/2" x 1 13/16" x RL    | PIN     | 22   |
| 172D (1461970)          | Baseboard Cap | 5/8" x 3/4" x RL        | PIN     | 22   |
| 180D (1461971)          | Brick Mould   | 1-1/4" x 2" x RL        | PIN     | 68   |
| 180P (1382605)          | Brick Mould   | 1-1/4" x 2" x 17'       | PFJ     | 68   |
| 181RP (1461974)         | Panel Mould   | 1-1/8" x 1-3/4" x 16'   | PFJ     | 62   |
| 183P (1461975)          | Panel Mould   | 9/16" x 1-1/8" x 16'    | PFJ     | 62   |
| 186D (1461976)          | Panel Mould   | 3/8" x 1" x RL          | PIN     | 60   |
| 187D (1461977)          | Panel Mould   | 7/16" x 1-1/16" x RL    | PIN     | 60   |
| 18S4SM (1382620)        | Flat Stock    | 2 1/32" x 7-1/4" x 16'  | MDF/UL  | 75   |
| 18S4SMAP (1521447)      | Flat Stock    | 3/4" x 7-1/4" x RL      | MAP     | 75   |
| 18S4SOU0816 (1382628)   | Flat Stock    | 3/4" x 7-1/4" x 8'-16'  | O       | 75   |
| 18S4SOU1216 (1382629)   | Flat Stock    | 3/4" x 7-1/4" x 12'-16' | O       | 75   |
| 18S4SOU (1472891)       | Flat Stock    | 3/4" x 7-1/4" x 8'-16'  | O       | 75   |
| 18S4SPOPE (1461990)     | Flat Stock    | 3/4" x 7-1/4" x 8'-16'  | POP     | 75   |
| 18S4SPOPU0816 (1382638) | Flat Stock    | 3/4" x 7-1/4" x 8'-16'  | POP     | 75   |
| 18S4SPOPU1216 (1382639) | Flat Stock    | 3/4" x 7-1/4" x 12'-16' | POP     | 75   |
| 18S4SPRI (1472901)      | Flat Stock    | 3/4" x 7-1/4" x 16'     | PRI     | 75   |
| 197D (1462002)          | Drip Cap      | 1 1/16" x 1-5/8" x RL   | PIN     | 69   |
| 202D (1462005)          | Corner Guard  | 1-1/8" x 1-1/8" x RL    | PIN     | 68   |
| 204D (1462007)          | Corner Guard  | 1-1/4" x 1-1/4" x RL    | PIN     | 68   |
| 205D (1462009)          | Corner Guard  | 1-1/16" x 1-1/16" x RL  | PIN     | 68   |
| 206D (1462013)          | Corner Guard  | 3/4" x 3/4" x RL        | PIN     | 68   |
| 207M (1382651)          | Baseboard     | 9/16" x 7-1/4" x 16'    | MDF/UL  | 20   |
| 210LD (1472920)         | Panel Mould   | 2 1/32" x 1-11/32" x RL | PIN     | 61   |
| 210P (1382653)          | Panel Mould   | 1 1/16" x 1-5/8" x 16'  | PFJ     | 61   |
| 212D (1462018)          | Panel Mould   | 1 1/16" x 2-1/2" x RL   | PIN     | 62   |

| Stock Code            | Profile Type  | Dimensions                 | Species | Page |
|-----------------------|---------------|----------------------------|---------|------|
| 215D (1462019)        | Panel Mould   | 1 1/16" x 1-3/4" x RL      | PIN     | 61   |
| 216D (1462020)        | Panel Mould   | 1 1/16" x 1-1/2" x RL      | PIN     | 61   |
| 217D (1462021)        | Panel Mould   | 1 1/16" x 1-3/4" x RL      | PIN     | 60   |
| 217LD (1462022)       | Panel Mould   | 1 1/16" x 1-3/8" x RL      | PIN     | 60   |
| 217P (1462023)        | Panel Mould   | 1 1/16" x 1-3/4" x 16'     | PFJ     | 60   |
| 218D (1462024)        | Panel Mould   | 1 1/16" x 1-1/2" x RL      | PIN     | 60   |
| 218LD (1462025)       | Panel Mould   | 1 1/16" x 1-1/8" x RL      | PIN     | 60   |
| 222M (1462026)        | Wainscot      | 3/8" x 5-3/4" x 10'        | MDF/UL  | 66   |
| 224P (1382657)        | Chair Rail    | 9/16" x 2-7/16" x 16'      | PFJ     | 39   |
| 230 (1462027)         | Hand Rail     | 1-7/16" x 1-5/8" x RL      | PIN     | 59   |
| 230P (1462028)        | Hand Rail     | 1-7/16" x 1-5/8" x 16'     | PFJ     | 59   |
| 231 (1416033)         | Hand Rail     | 1-7/16" x 1-5/8" x 16'     | PIN     | 59   |
| 231H (1462030)        | Hand Rail     | 1-7/16" x 1-5/8" x 14'-16' | H       | 59   |
| 232H (1010656)        | Full Round    | 1-1/2" x 1-1/2" x RL       | H       | 70   |
| 233 (1416035)         | Full Round    | 1-5/16" x 1-5/16" x RL     | PIN     | 70   |
| 233H (1484599)        | Full Round    | 1-5/16" x 1-5/16" x RL     | H       | 70   |
| 237D (1462035)        | Baluster      | 1-5/16" x 1-5/16" x RL     | PIN     | 67   |
| 238D (1462037)        | Baluster      | 1-1/16" x 1-1/16" x RL     | PIN     | 67   |
| 240 (1462038)         | Hand Rail     | 1-1/4" x 2-1/4" x RL       | PIN     | 59   |
| 240P (1674742)        | Hand Rail     | 1-1/4" x 2-1/4" x 16'      | PFJ     | 59   |
| 253P (1462042)        | Chair Rail    | 3/4" x 3-1/2" x 16'        | PFJ     | 39   |
| 254 (1416042)         | Square        | 1/2" x 3/4" x RL           | PIN     | 72   |
| 254P (1462044)        | Square        | 1/2" x 3/4" x 16'          | PFJ     | 72   |
| 255M (1462045)        | Baseboard     | 1 1/16" x 5-1/2" x 16'     | MDF/UL  | 18   |
| 263D (1462048)        | Lattice       | 1/4" x 2-9/16" x RL        | PIN     | 71   |
| 265D (1462050)        | Lattice       | 1/4" x 1-3/4" x RL         | PIN     | 71   |
| 265LD (1462051)       | Lattice       | 1/4" x 2-1/4" x RL         | PIN     | 71   |
| 266D (1462052)        | Lattice       | 1/4" x 1-5/8" x RL         | PIN     | 71   |
| 267D (1462054)        | Lattice       | 1/4" x 1-3/8" x RL         | PIN     | 71   |
| 268D (1462055)        | Lattice       | 1/4" x 1-1/8" x RL         | PIN     | 71   |
| 270M (1382692)        | Crown         | 1 1/16" x 6-3/4" x 16'     | MDF/UL  | 56   |
| 271M (1382693)        | Crown         | 1 1/16" x 5-1/4" x 16'     | MDF/UL  | 56   |
| 273D (1462060)        | Picture Mould | 1 1/16" x 1-3/4" x RL      | PIN     | 72   |
| 276 (1462062)         | Picture Mould | 1 1/16" x 1-3/4" x RL      | PIN     | 72   |
| 280D (1462064)        | Back Band     | 1 1/16" x 1-1/16" x RL     | PIN     | 8    |
| 280P (1462065)        | Back Band     | 1 1/16" x 1-1/16" x 16'    | PFJ     | 8    |
| 292 (1462067)         | Wainscot Cap  | 9/16" x 1-1/8" x RL        | PIN     | 23   |
| 294D (1472974)        | Back Band     | 1 1/16" x 1-1/8" x RL      | PIN     | 8    |
| 297M (1382707)        | Chair Rail    | 9/16" x 3" x 16'           | MDF/UL  | 38   |
| 297P (1382708)        | Chair Rail    | 1 1/16" x 3" x 16'         | PFJ     | 38   |
| 300P (1382712)        | Chair Rail    | 1-1/16" x 3" x 16'         | PFJ     | 38   |
| 315D (1462076)        | Casing        | 1 1/16" x 2-1/2" x RL      | PIN     | 24   |
| 315DI85 (1472981)     | Casing        | 1 1/16" x 2-1/2" x 85"     | PIN     | 24   |
| 315PG (1462077)       | Casing        | 1 1/16" x 2-1/2" x 16'     | PFJ     | 24   |
| 315PGI85 (1462078)    | Casing        | 1 1/16" x 2-1/2" x 85"     | PFJ     | 24   |
| 327 (1382723)         | Casing        | 1 1/16" x 2-1/4" x RL      | PIN     | 24   |
| 327F07 (1382724)      | Casing        | 1 1/16" x 2-1/4" x 7'      | PIN     | 24   |
| 327P (1382725)        | Casing        | 1 1/16" x 2-1/4" x 14'     | PFJ     | 24   |
| 327PI85 (1382728)     | Casing        | 1 1/16" x 2-1/4" x 85"     | PFJ     | 24   |
| 331WP (1382731)       | Casing        | 5/8" x 3-7/16" x 16'       | PFJ     | 31   |
| 3410S4SP (1382732)    | Flat Stock    | 2 1/32" x 9-1/4" x 16'     | PFJ     | 75   |
| 3412S4SP (1382733)    | Flat Stock    | 2 1/32" x 11-1/4" x 16'    | PFJ     | 75   |
| 3412S4SPOPP (1472993) | Flat Stock    | 3/4" x 11-1/4" x 16'       | PRI     | 75   |

# INDEX

| Stock Code         | Profile Type | Dimensions                                      | Species | Page |
|--------------------|--------------|---|---------|------|
| 343S4SP (1462092)  | Flat Stock   | $\frac{23}{32}$ " x 2- $\frac{1}{2}$ " x 16'    | PFJ     | 75   |
| 344S4SP (1382734)  | Flat Stock   | $\frac{23}{32}$ " x 3- $\frac{1}{2}$ " x 16'    | PFJ     | 75   |
| 345S4SP (1462098)  | Flat Stock   | $\frac{23}{32}$ " x 4- $\frac{1}{2}$ " x 16'    | PFJ     | 75   |
| 346ECBP (1382736)  | Wainscot     | $\frac{3}{4}$ " x 5- $\frac{3}{8}$ " x 16'      | PFJ     | 66   |
| 346S4SP (1382738)  | Flat Stock   | $\frac{23}{32}$ " x 5- $\frac{1}{2}$ " x 16'    | PFJ     | 75   |
| 348S4SP (1382740)  | Flat Stock   | $\frac{23}{32}$ " x 7- $\frac{1}{4}$ " x 16'    | PFJ     | 75   |
| 351D (1462107)     | Casing       | $\frac{11}{16}$ " x 2- $\frac{1}{2}$ " x RL     | PIN     | 25   |
| 351DI85 (1462108)  | Casing       | $\frac{11}{16}$ " x 2- $\frac{1}{2}$ " x 85"    | PIN     | 25   |
| 351M (1462109)     | Casing       | $\frac{11}{16}$ " x 2- $\frac{9}{16}$ " x 16'   | MDF/UL  | 25   |
| 351PGF14 (1462111) | Casing       | $\frac{11}{16}$ " x 2- $\frac{1}{2}$ " x 14'    | PFJ     | 25   |
| 351PGF16 (1462112) | Casing       | $\frac{11}{16}$ " x 2- $\frac{1}{2}$ " x 16'    | PFJ     | 25   |
| 351PGI85 (1462113) | Casing       | $\frac{11}{16}$ " x 2- $\frac{1}{2}$ " x 85"    | PFJ     | 25   |
| 356 (1462115)      | Casing       | $\frac{21}{32}$ " x 2- $\frac{1}{4}$ " x RL     | PIN     | 25   |
| 356F07 (1382742)   | Casing       | $\frac{21}{32}$ " x 2- $\frac{1}{4}$ " x 7'     | PIN     | 25   |
| 356M (1382744)     | Casing       | $\frac{5}{8}$ " x 2- $\frac{1}{4}$ " x 14'      | MDF/UL  | 25   |
| 356M (1416091)     | Casing       | $\frac{5}{8}$ " x 2- $\frac{1}{4}$ " x 85"      | MDF/UL  | 25   |
| 356P (1382746)     | Casing       | $\frac{5}{8}$ " x 2- $\frac{1}{4}$ " x 14'      | PFJ     | 25   |
| 356PI85 (1382748)  | Casing       | $\frac{5}{8}$ " x 2- $\frac{1}{4}$ " x 85"      | PFJ     | 25   |
| 361 (1462123)      | Casing       | $\frac{11}{16}$ " x 2- $\frac{1}{2}$ " x RL     | PIN     | 30   |
| 361M (1674153)     | Casing       | $\frac{9}{16}$ " x 2- $\frac{1}{2}$ " x 16'     | MDF/UL  | 30   |
| 361P (1382759)     | Casing       | $\frac{11}{16}$ " x 2- $\frac{1}{2}$ " x 16'    | PFJ     | 30   |
| 361WM (1382763)    | Casing       | $\frac{9}{16}$ " x 3- $\frac{1}{2}$ " x 16'     | MDF/UL  | 30   |
| 361WP (1382764)    | Casing       | $\frac{5}{8}$ " x 3- $\frac{1}{16}$ " x 16'     | PFJ     | 30   |
| 366 (1382766)      | Casing       | $\frac{11}{16}$ " x 2- $\frac{1}{4}$ " x RL     | PIN     | 30   |
| 366F07 (1382767)   | Casing       | $\frac{11}{16}$ " x 2- $\frac{1}{4}$ " x 7'     | PIN     | 30   |
| 366MF16 (1462135)  | Casing       | $\frac{9}{16}$ " x 2- $\frac{1}{4}$ " x 16'     | MDF/UL  | 30   |
| 366PF14 (1462136)  | Casing       | $\frac{11}{16}$ " x 2- $\frac{1}{4}$ " x 14'    | PFJ     | 30   |
| 366PI85 (1394463)  | Casing       | $\frac{11}{16}$ " x 2- $\frac{1}{4}$ " x 85"    | PFJ     | 30   |
| 376P (1382783)     | Casing       | $\frac{11}{16}$ " x 2- $\frac{1}{4}$ " x 14'    | PFJ     | 26   |
| 37P (1382791)      | Casing       | $\frac{5}{8}$ " x 3- $\frac{1}{4}$ " x 16'      | PFJ     | 36   |
| 390D (1462150)     | Chair Rail   | $\frac{11}{16}$ " x 2- $\frac{5}{8}$ " x RL     | PIN     | 38   |
| 390M (1382795)     | Chair Rail   | $\frac{11}{16}$ " x 2- $\frac{7}{16}$ " x 16'   | MDF/UL  | 38   |
| 390P (1382796)     | Chair Rail   | $\frac{11}{16}$ " x 2- $\frac{5}{8}$ " x 16'    | PFJ     | 38   |
| 397M (1382798)     | Chair Rail   | 1" x 3- $\frac{1}{2}$ " x 16'                   | MDF/UL  | 39   |
| 3P (1382799)       | Panel Mould  | $\frac{9}{16}$ " x 1- $\frac{7}{16}$ " x 16'    | PFJ     | 62   |
| 411M (1382803)     | Casing       | $\frac{11}{16}$ " x 3" x 16'                    | MDF/UL  | 32   |
| 412M (1382810)     | Baseboard    | $\frac{9}{16}$ " x 4- $\frac{1}{4}$ " x 16'     | MDF/UL  | 16   |
| 412P (1382811)     | Casing       | $\frac{11}{16}$ " x 3- $\frac{1}{2}$ " x 16'    | PFJ     | 27   |
| 419BP (1640178)    | Casing       | $\frac{21}{32}$ " x 3- $\frac{1}{2}$ " x 16'    | PFJ     | 28   |
| 41M (1382814)      | Crown        | 1- $\frac{3}{16}$ " x 6- $\frac{5}{16}$ " x 16' | MDF/UL  | 55   |
| 430LD (1462167)    | Baseboard    | $\frac{9}{16}$ " x 4- $\frac{1}{4}$ " x RL      | PIN     | 16   |
| 430LP (1462168)    | Baseboard    | $\frac{9}{16}$ " x 4- $\frac{1}{4}$ " x 16'     | PFJ     | 16   |
| 432D (1462169)     | Casing       | $\frac{9}{16}$ " x 3- $\frac{1}{2}$ " x RL      | PIN     | 27   |
| 43M (1382827)      | Crown        | 1" x 6- $\frac{15}{16}$ " x 16'                 | MDF/UL  | 44   |
| 441M (1382829)     | Casing       | 1" x 3- $\frac{1}{8}$ " x 16'                   | MDF/UL  | 30   |
| 443M (1382832)     | Crown        | 1" x 3- $\frac{9}{16}$ " x 16'                  | MDF/UL  | 54   |
| 444D (1462178)     | Casing       | $\frac{11}{16}$ " x 3- $\frac{1}{2}$ " x RL     | PIN     | 25   |
| 444M (1382837)     | Casing       | $\frac{11}{16}$ " x 3- $\frac{9}{16}$ " x 15'   | MDF/UL  | 25   |
| 444O (1484813)     | Casing       | $\frac{9}{16}$ " x 3- $\frac{1}{2}$ " x 6'-16'  | O       | 25   |
| 444PG (1462182)    | Casing       | $\frac{11}{16}$ " x 3- $\frac{1}{2}$ " x 16'    | PFJ     | 25   |
| 444PGI86 (1462183) | Casing       | $\frac{11}{16}$ " x 3- $\frac{1}{2}$ " x 86"    | PFJ     | 25   |
| 445 (1416143)      | Casing       | $\frac{11}{16}$ " x 3- $\frac{1}{4}$ " x RL     | PIN     | 26   |
| 445LM (1462186)    | Casing       | $\frac{11}{16}$ " x 3- $\frac{1}{4}$ " x 16'    | MDF/UL  | 26   |

| Stock Code           | Profile Type | Dimensions   | Species | Page |
|----------------------|--------------|--|---------|------|
| 445P (1382846)       | Casing       | $\frac{11}{16}$ " x 3- $\frac{1}{4}$ " x 16'       | PFJ     | 26   |
| 446M (1462190)       | Casing       | $\frac{11}{16}$ " x 3- $\frac{1}{2}$ " x 15'       | MDF/UL  | 33   |
| 446MAD (1462191)     | Casing       | $\frac{11}{16}$ " x 3- $\frac{7}{16}$ " x RL       | PIN     | 33   |
| 446MAPG (1462193)    | Casing       | $\frac{11}{16}$ " x 3- $\frac{7}{16}$ " x 16'      | PFJ     | 33   |
| 446MAPGI86 (1462194) | Casing       | $\frac{11}{16}$ " x 3- $\frac{7}{16}$ " x 86"      | PFJ     | 33   |
| 446PG (1462195)      | Casing       | $\frac{11}{16}$ " x 3- $\frac{1}{2}$ " x 16'       | PFJ     | 33   |
| 446PGI86 (1462197)   | Casing       | $\frac{11}{16}$ " x 3- $\frac{1}{2}$ " x 86"       | PFJ     | 33   |
| 448D (1462199)       | Casing       | $\frac{11}{16}$ " x 3- $\frac{1}{2}$ " x RL        | PIN     | 24   |
| 452P (1382857)       | Casing       | $\frac{11}{16}$ " x 2- $\frac{1}{2}$ " x 16'       | PFJ     | 27   |
| 45M (1394528)        | Crown        | $\frac{9}{16}$ " x 5- $\frac{3}{16}$ " x 16'       | MDF/UL  | 43   |
| 45P (1382863)        | Crown        | $\frac{11}{16}$ " x 5- $\frac{1}{4}$ " x 16'       | PFJ     | 43   |
| 472D (1462204)       | Casing       | $\frac{9}{16}$ " x 2- $\frac{1}{2}$ " x RL         | PIN     | 27   |
| 472PG (1462205)      | Casing       | $\frac{9}{16}$ " x 2- $\frac{1}{2}$ " x 16'        | PFJ     | 27   |
| 472PGI85 (1462206)   | Casing       | $\frac{9}{16}$ " x 2- $\frac{1}{2}$ " x 85"        | PFJ     | 27   |
| 47LD (1462208)       | Crown        | $\frac{9}{16}$ " x 4- $\frac{9}{16}$ " x RL        | PIN     | 42   |
| 47LPG (1462210)      | Crown        | $\frac{9}{16}$ " x 4- $\frac{9}{16}$ " x 16'       | PFJ     | 42   |
| 47M (1394541)        | Crown        | $\frac{9}{16}$ " x 4- $\frac{9}{16}$ " x 16'       | MDF/UL  | 42   |
| 49D (1462213)        | Crown        | $\frac{1}{2}$ " x 3- $\frac{9}{16}$ " x RL         | PIN     | 42   |
| 49LPG (1382885)      | Crown        | $\frac{9}{16}$ " x 3- $\frac{9}{16}$ " x 16'       | PFJ     | 42   |
| 49M (1394557)        | Crown        | $\frac{9}{16}$ " x 3- $\frac{9}{16}$ " x 16'       | MDF/UL  | 42   |
| 5010M (1382894)      | Architrave   | 1- $\frac{3}{16}$ " x 4- $\frac{1}{4}$ " x 16'     | MDF/UL  | 6    |
| 5025P (1473113)      | Architrave   | 1- $\frac{7}{32}$ " x 5- $\frac{7}{16}$ " x 16'    | PFJ     | 7    |
| 5030M (1382895)      | Architrave   | 1- $\frac{3}{16}$ " x 6- $\frac{1}{4}$ " x 16'     | MDF/UL  | 7    |
| 523M (1382899)       | Casing       | 1" x 3- $\frac{1}{2}$ " x 16'                      | MDF/UL  | 34   |
| 523P (1382900)       | Casing       | 1- $\frac{1}{16}$ " x 3- $\frac{1}{2}$ " x 16'     | PFJ     | 34   |
| 52LD (1462227)       | Crown        | $\frac{9}{16}$ " x 2- $\frac{3}{4}$ " x RL         | PIN     | 42   |
| 535M (1382906)       | Casing       | $\frac{11}{16}$ " x 3- $\frac{1}{2}$ " x 16'       | MDF/UL  | 33   |
| 53D (1462231)        | Crown        | $\frac{9}{16}$ " x 2- $\frac{5}{8}$ " x RL         | PIN     | 42   |
| 53M (1462232)        | Crown        | $\frac{9}{16}$ " x 2- $\frac{5}{8}$ " x 16'        | MDF/UL  | 42   |
| 53P (1382907)        | Crown        | $\frac{9}{16}$ " x 2- $\frac{5}{8}$ " x 16'        | PFJ     | 42   |
| 5410S4SP (1382912)   | Flat Stock   | 1- $\frac{1}{16}$ " x 9- $\frac{1}{4}$ " x 16'     | PFJ     | 75   |
| 5412S4SP (1382915)   | Flat Stock   | 1- $\frac{1}{16}$ " x 11- $\frac{1}{4}$ " x 16'    | PFJ     | 75   |
| 5412S4SPOP (1462239) | Flat Stock   | 1- $\frac{1}{16}$ " x 11- $\frac{1}{4}$ " x 6'-16' | POP     | 75   |
| 544S4SP (1382918)    | Flat Stock   | $\frac{11}{16}$ " x 3- $\frac{1}{2}$ " x 16'       | PFJ     | 75   |
| 544S4SPOP (1462247)  | Flat Stock   | 1- $\frac{1}{16}$ " x 3- $\frac{1}{2}$ " x 6'-16'  | POP     | 75   |
| 544S4SPRI (1683728)  | Flat Stock   | 1- $\frac{1}{16}$ " x 3- $\frac{1}{2}$ " x 16'     | PRI     | 75   |
| 545M (1382920)       | Baseboard    | $\frac{9}{16}$ " x 5" x 16'                        | MDF/UL  | 17   |
| 546S4SP (1382924)    | Flat Stock   | 1- $\frac{1}{16}$ " x 5- $\frac{1}{2}$ " x 16'     | PFJ     | 75   |
| 546S4SPOP (1462257)  | Flat Stock   | 1- $\frac{1}{16}$ " x 5- $\frac{1}{2}$ " x 6'-16'  | POP     | 75   |
| 546S4SPRI (1637342)  | Flat Stock   | 1- $\frac{1}{16}$ " x 5- $\frac{1}{2}$ " x 16'     | PRI     | 75   |
| 548S4SP (1382926)    | Flat Stock   | 1- $\frac{1}{16}$ " x 7- $\frac{1}{4}$ " x 16'     | PFJ     | 75   |
| 548S4SPOP (1462264)  | Flat Stock   | 1- $\frac{1}{16}$ " x 7- $\frac{1}{4}$ " x 6'-16'  | POP     | 75   |
| 548S4SPRI (1683727)  | Flat Stock   | 1- $\frac{1}{16}$ " x 7- $\frac{1}{4}$ " x 16'     | PRI     | 75   |
| 55D (1462270)        | Crown        | $\frac{11}{16}$ " x 4- $\frac{5}{8}$ " x RL        | PIN     | 43   |
| 584ECBP (1382927)    | Wainscot     | $\frac{9}{16}$ " x 3- $\frac{9}{16}$ " x 16'       | PFJ     | 66   |
| 60M (1462274)        | Crown        | $\frac{11}{16}$ " x 5- $\frac{1}{2}$ " x 16'       | MDF/UL  | 44   |
| 618 (1382931)        | Baseboard    | $\frac{9}{16}$ " x 5- $\frac{1}{4}$ " x RL         | PIN     | 11   |
| 618BP (1640185)      | Baseboard    | $\frac{9}{16}$ " x 5- $\frac{1}{2}$ " x 16'        | PFJ     | 13   |
| 618M (1382932)       | Baseboard    | $\frac{1}{2}$ " x 5- $\frac{1}{4}$ " x 16'         | MDF/UL  | 11   |
| 618PG (1462277)      | Baseboard    | $\frac{9}{16}$ " x 5- $\frac{1}{4}$ " x 16'        | PFJ     | 11   |
| 620P (1394610)       | Baseboard    | $\frac{9}{16}$ " x 4- $\frac{1}{4}$ " x 16'        | PFJ     | 10   |
| 622D (1462281)       | Baseboard    | $\frac{9}{16}$ " x 3- $\frac{1}{2}$ " x RL         | PIN     | 10   |
| 622PG (1462282)      | Baseboard    | $\frac{9}{16}$ " x 3- $\frac{1}{2}$ " x 16'        | PFJ     | 10   |



# INDEX

| Stock Code        | Profile Type  | Dimensions               | Species | Page |
|-------------------|---------------|--------------------------|---------|------|
| 623 (1382942)     | Baseboard     | 9/16" x 3-1/4" x RL      | PIN     | 10   |
| 623M (1566985)    | Baseboard     | 1/2" x 3-1/4" x 16'      | MDF/UL  | 10   |
| 623P (1382947)    | Baseboard     | 9/16" x 3-1/4" x 16'     | PFJ     | 10   |
| 624 (1462291)     | Baseboard     | 9/16" x 3" x RL          | PIN     | 10   |
| 624P (1382952)    | Baseboard     | 9/16" x 3" x 16'         | PFJ     | 10   |
| 660D (1462294)    | Baseboard     | 9/16" x 4-1/4" x RL      | PIN     | 11   |
| 660PG (1462295)   | Baseboard     | 9/16" x 4-1/4" x 16'     | PFJ     | 11   |
| 662D (1462296)    | Baseboard     | 9/16" x 3-1/2" x RL      | PIN     | 11   |
| 662PG (1462298)   | Baseboard     | 9/16" x 3-1/2" x 16'     | PFJ     | 11   |
| 66D (1462299)     | Bed Mould     | 9/16" x 1-3/4" x RL      | PIN     | 67   |
| 67D (1462300)     | Bed Mould     | 9/16" x 2-1/4" x RL      | PIN     | 67   |
| 69D (1462302)     | Bed Mould     | 9/16" x 3-1/4" x RL      | PIN     | 67   |
| 70 (1462304)      | Bed Mould     | 9/16" x 2-3/4" x RL      | PIN     | 67   |
| 701M (1462305)    | Crown         | 13/16" x 5-5/8" x 16'    | MDF/UL  | 53   |
| 710D (1462306)    | Baseboard     | 9/16" x 4-1/4" x RL      | PIN     | 9    |
| 712D (1462307)    | Baseboard     | 9/16" x 3-1/2" x RL      | PIN     | 9    |
| 712M (1555934)    | Crown         | 11/16" x 4-1/2" x 16'    | MDF/UL  | 53   |
| 713 (1382972)     | Baseboard     | 9/16" x 3-1/4" x RL      | PIN     | 9    |
| 713P (1382973)    | Baseboard     | 9/16" x 3-1/4" x 16'     | PFJ     | 9    |
| 714 (1382975)     | Baseboard     | 9/16" x 3" x RL          | PIN     | 9    |
| 714P (1382977)    | Baseboard     | 9/16" x 3" x 16'         | PFJ     | 9    |
| 716M (1462318)    | Crown         | 1-3/16" x 5" x 16'       | MDF/UL  | 54   |
| 721M (1382978)    | Crown         | 1" x 7-1/4" x 16'        | MDF/UL  | 55   |
| 72D (1462322)     | Bed Mould     | 9/16" x 2-1/4" x RL      | PIN     | 67   |
| 74D (1462331)     | Bed Mould     | 9/16" x 1-3/4" x RL      | PIN     | 67   |
| 750P (1382985)    | Baseboard     | 9/16" x 4-1/4" x 16'     | PFJ     | 14   |
| 750WM (1382988)   | Baseboard     | 1/2" x 5-1/4" x 16'      | MDF/UL  | 14   |
| 750WP (1382989)   | Baseboard     | 9/16" x 5-1/4" x 16'     | PFJ     | 14   |
| 75D (1462337)     | Bed Mould     | 9/16" x 1-5/8" x RL      | PIN     | 67   |
| 75P (1382995)     | Bed Mould     | 9/16" x 1-5/8" x 16'     | PFJ     | 67   |
| 76D (1462339)     | Bed Mould     | 9/16" x 1-1/2" x RL      | PIN     | 67   |
| 784M (1462340)    | Crown         | 11/16" x 3-11/16" x 16'  | MDF/UL  | 52   |
| 784P (1473219)    | Crown         | 11/16" x 3-11/16" x 16'  | PFJ     | 52   |
| 785M (1382998)    | Crown         | 11/16" x 4-5/8" x 16'    | MDF/UL  | 52   |
| 792LM (1382999)   | Crown         | 1-3/16" x 7-13/16" x 16' | MDF/UL  | 47   |
| 794LM (1462347)   | Crown         | 1" x 5-3/8" x 16'        | MDF/UL  | 47   |
| 8047D (1462349)   | Crown         | 1-1/8" x 2-1/2" x RL     | PIN     | 41   |
| 8063M (1462350)   | Casing        | 11/16" x 3-1/4" x 16'    | MDF/UL  | 32   |
| 80957MD (1383002) | Baseboard     | 5/8" x 7-1/4" x 16'      | MDF/UL  | 20   |
| 80P (1383005)     | Crown         | 11/16" x 4-1/4" x 16'    | PFJ     | 53   |
| 8263M (1341833)   | Baseboard     | 9/16" x 6-1/2" x 16'     | MDF/UL  | 18   |
| 82D (1462352)     | Cove          | 9/16" x 2-5/8" x RL      | PIN     | 40   |
| 8412P (1462354)   | Baseboard Cap | 11/16" x 1-5/16" x 16'   | PFJ     | 23   |
| 8416P (1462356)   | Baseboard Cap | 5/8" x 1-5/8" x 16'      | PFJ     | 21   |
| 84D (1462366)     | Cove          | 9/16" x 2-1/4" x RL      | PIN     | 40   |
| 8535 (1462370)    | Glass Bead    | 5/8" x 7/8" x RL         | PIN     | 69   |
| 856 (1462371)     | Door Stop     | 3/8" x 1-3/8" x RL       | PIN     | 58   |
| 856F07 (1416290)  | Door Stop     | 3/8" x 1-3/8" x 7"       | PIN     | 58   |
| 8577D (1462373)   | Baseboard Cap | 5/8" x 3/4" x RL         | PIN     | 23   |
| 8578P (1462374)   | Nosing        | 11/16" x 1-1/8" x 16'    | PFJ     | 71   |
| 857D (1462375)    | Door Stop     | 3/8" x 1-1/4" x RL       | PIN     | 58   |
| 85D (1462376)     | Cove          | 9/16" x 1-3/4" x RL      | PIN     | 40   |
| 86D (1462377)     | Cove          | 9/16" x 1-5/8" x RL      | PIN     | 40   |

| Stock Code          | Profile Type | Dimensions             | Species | Page |
|---------------------|--------------|------------------------|---------|------|
| 8725D (1462379)     | Casing       | 11/16" x 2-1/2" x RL   | PIN     | 26   |
| 8725PF14 (1473248)  | Casing       | 11/16" x 2-1/2" x 14'  | PFJ     | 26   |
| 8746P (1462380)     | Casing       | 11/16" x 4-3/16" x 16' | PFJ     | 37   |
| 8753WD (1462385)    | Casing       | 11/16" x 2-1/2" x RL   | PIN     | 31   |
| 8753WDF07 (1462386) | Casing       | 11/16" x 2-1/2" x 7"   | PIN     | 31   |
| 8753WP (1462387)    | Casing       | 11/16" x 2-1/2" x 14'  | PFJ     | 31   |
| 8753WWD (1462389)   | Casing       | 11/16" x 3-7/16" x RL  | PIN     | 31   |
| 8753WWP (1462390)   | Casing       | 11/16" x 3-7/16" x 16' | PFJ     | 31   |
| 876 (1522221)       | Door Stop    | 7/16" x 1-3/8" x RL    | PIN     | 57   |
| 886 (1462392)       | Door Stop    | 3/8" x 1-3/8" x RL     | PIN     | 57   |
| 886P (1383036)      | Door Stop    | 3/8" x 1-3/8" x 16'    | PFJ     | 57   |
| 888F07 (1473262)    | Door Stop    | 3/8" x 1-1/8" x 7"     | PIN     | 57   |
| 901D (1462396)      | Door Stop    | 7/16" x 4-1/4" x RL    | PIN     | 58   |
| 9037M (1462398)     | Casing       | 5/8" x 3-1/4" x 16'    | MDF/UL  | 36   |
| 9038M (1462399)     | Casing       | 11/16" x 4-1/2" x 16'  | MDF/UL  | 36   |
| 9039D (1462400)     | Casing       | 5/8" x 4-1/4" x RL     | PIN     | 36   |
| 9039PG (1462401)    | Casing       | 5/8" x 4-1/4" x 16'    | PFJ     | 36   |
| 9043M (1383044)     | Casing       | 1-1/16" x 3-1/2" x 16' | MDF/UL  | 35   |
| 9053M (1383045)     | Casing       | 1" x 4-1/2" x 16'      | MDF/UL  | 35   |
| 9054LM (1462405)    | Casing       | 11/16" x 3-1/2" x 16'  | MDF/UL  | 32   |
| 9054P (1462406)     | Casing       | 13/16" x 3-7/16" x 16' | PFJ     | 32   |
| 9063M (1383046)     | Casing       | 1" x 4-1/4" x 16'      | MDF/UL  | 35   |
| 9083M (1462410)     | Crown        | 1-3/8" x 2-3/4" x 16'  | MDF/UL  | 41   |
| 9084P (1462412)     | Crown        | 1-1/8" x 2-1/4" x 16'  | PFJ     | 41   |
| 913D (1462414)      | Door Stop    | 3/8" x 2-1/2" x RL     | PIN     | 58   |
| 915D (1462415)      | Door Stop    | 3/8" x 1-5/8" x RL     | PIN     | 58   |
| 917LD (1462417)     | Door Stop    | 3/8" x 1-5/8" x RL     | PIN     | 58   |
| 9183M (1462418)     | Casing       | 1-3/8" x 4-5/8" x 16'  | MDF/UL  | 37   |
| 9232M (1462419)     | Baseboard    | 11/16" x 6-1/2" x 16'  | MDF/UL  | 18   |
| 9233M (1383053)     | Baseboard    | 11/16" x 4-5/8" x 16'  | MDF/UL  | 17   |
| 9233P (1462421)     | Baseboard    | 11/16" x 4-5/8" x 16'  | PFJ     | 17   |
| 9243M (1383054)     | Baseboard    | 11/16" x 5-1/4" x 16'  | MDF/UL  | 17   |
| 9253M (1416316)     | Baseboard    | 11/16" x 6-3/4" x 16'  | MDF/UL  | 20   |
| 9262M (1462425)     | Baseboard    | 11/16" x 9-1/4" x 16'  | MDF/UL  | 19   |
| 9263M (1383056)     | Baseboard    | 11/16" x 7-1/16" x 16' | MDF/UL  | 19   |
| 9283M (1383058)     | Baseboard    | 1-3/16" x 7-1/4" x 16' | MDF/UL  | 19   |
| 92P (1462430)       | Cove         | 3/4" x 7/8" x 16'      | PFJ     | 40   |
| 93D (1462433)       | Cove         | 3/4" x 3/4" x RL       | PIN     | 40   |
| 946 (1522341)       | Door Stop    | 3/8" x 1-3/8" x RL     | PIN     | 58   |
| 946F07 (1383071)    | Door Stop    | 3/8" x 1-3/8" x 7"     | PIN     | 58   |
| 946P (1383073)      | Door Stop    | 3/8" x 1-3/8" x 16'    | PFJ     | 58   |
| 946PF07 (1383074)   | Door Stop    | 3/8" x 1-3/8" x 7"     | PFJ     | 58   |
| 94D (1462442)       | Cove         | 11/16" x 1-1/8" x RL   | PIN     | 40   |
| 954P (1383082)      | Nosing       | 7/16" x 1-3/8" x 16'   | PFJ     | 71   |
| 95D (1462447)       | Cove         | 11/16" x 7/8" x RL     | PIN     | 40   |
| 96D (1462448)       | Cove         | 5/8" x 3/4" x RL       | PIN     | 40   |
| 960 (1462449)       | Cove         | 5/8" x 3/4" x 6'-16"   | O       | 40   |
| 972 (1462450)       | Mullion      | 3/8" x 2" x RL         | PIN     | 69   |
| 9750M (1383094)     | Casing       | 11/16" x 3-1/2" x 16'  | MDF/UL  | 31   |
| 9750P (1473319)     | Casing       | 11/16" x 3-1/2" x 16'  | PFJ     | 31   |
| 978D (1462454)      | Mullion      | 3/8" x 1-3/4" x RL     | PIN     | 69   |
| 97M (1383100)       | Casing       | 1" x 3-1/2" x 16'      | MDF/UL  | 33   |
| 97P (1383101)       | Casing       | 1-1/16" x 3-1/2" x 16' | PFJ     | 33   |

| Stock Code            | Profile Type  | Dimensions  | Species       | Page |
|-----------------------|---------------|---|---------------|------|
| 995 (1416339)         | Chamfer Strip | $\frac{3}{4}'' \times \frac{3}{4}'' \times \text{RL}$             | <b>PIN</b>    | 68   |
| CLTB8 (1477185)       | Back Band     | $1-\frac{1}{8}'' \times 1-\frac{3}{16}'' \times 16'$              | <b>PFJ</b>    | 8    |
| CVS1W2PMD16 (1324428) | Crown         | $1-\frac{3}{16}'' \times 7'' \times 16'$                          | <b>MDF/UL</b> | 45   |
| DRDJ478855P (1393336) | Jamb          | $1-\frac{7}{32}'' \times 4-\frac{7}{8}'' \times 187''$            | <b>PFJ</b>    | 76   |
| DRDJ48058P (1472548)  | Jamb          | $1-\frac{7}{32}'' \times 4-\frac{3}{8}'' \times 182''$            | <b>PFJ</b>    | 76   |
| DRDJ5855P (1472550)   | Jamb          | $1-\frac{7}{32}'' \times 5-\frac{1}{4}'' \times 7''$              | <b>PFJ</b>    | 76   |
| DRDJ6855P (1472551)   | Jamb          | $1-\frac{7}{32}'' \times 6-\frac{5}{8}'' \times 7''$              | <b>PFJ</b>    | 76   |
| FF12 (1327794)        | Sheet Goods   | $\frac{1}{2}'' \times 4'' \times 8'$                              | <b>MDF/UL</b> | 74   |
| FF34 (1327797)        | Sheet Goods   | $\frac{3}{4}'' \times 4'' \times 8'$                              | <b>MDF/UL</b> | 74   |
| FJS478855PL (1483431) | Jamb          | $1\frac{1}{16}'' \times 4-\frac{7}{8}'' \times 185-\frac{1}{2}''$ | <b>PFJ</b>    | 76   |
| FJS4815PL (1393273)   | Jamb          | $1\frac{1}{16}'' \times 4-\frac{3}{8}'' \times 82''$              | <b>PFJ</b>    | 76   |
| FJS481P (1393276)     | Jamb          | $1\frac{1}{16}'' \times 4-\frac{5}{8}'' \times 16'$               | <b>PFJ</b>    | 76   |
| FJS481PV (1393277)    | Jamb          | $1\frac{1}{16}'' \times 4-\frac{9}{16}'' \times 81''$             | <b>PIN</b>    | 76   |
| M0345K (1680229)      | Chair Rail    | $\frac{9}{16}'' \times 2-\frac{3}{4}'' \times 16'$                | <b>PFJ</b>    | 39   |
| R350M (1393376)       | Rosette       | $\frac{7}{8}'' \times 3-\frac{1}{2}''$                            | <b>MDF/UL</b> | 73   |
| R375M (1472616)       | Rosette       | $1-\frac{1}{16}'' \times 3-\frac{3}{4}''$                         | <b>MDF/UL</b> | 73   |
| SJS48458WP (1483507)  | Jamb          | $1-\frac{1}{16}'' \times 4-\frac{5}{8}'' \times 85''$             | <b>PFJ</b>    | 76   |
| SJS48858P (1483508)   | Jamb          | $1-\frac{1}{16}'' \times 4-\frac{5}{8}'' \times 85''$             | <b>PFJ</b>    | 76   |
| WC1D (1472640)        | Casing        | $1'' \times 3-\frac{7}{16}'' \times \text{RL}$                    | <b>PIN</b>    | 34   |
| WC1PG (1472642)       | Casing        | $1'' \times 3-\frac{7}{16}'' \times 16'$                          | <b>PFJ</b>    | 34   |
| WC1PG186 (1472643)    | Casing        | $1'' \times 3-\frac{7}{16}'' \times 86''$                         | <b>PFJ</b>    | 34   |
| WC2M (1472644)        | Casing        | $1-\frac{1}{16}'' \times 3-\frac{7}{16}'' \times 16'$             | <b>MDF/UL</b> | 34   |
| WC2P (1472645)        | Casing        | $1-\frac{1}{16}'' \times 3-\frac{7}{16}'' \times 16'$             | <b>PFJ</b>    | 34   |
| WC3PG (1472646)       | Casing        | $\frac{3}{4}'' \times 2-\frac{7}{16}'' \times 16'$                | <b>PFJ</b>    | 34   |
| WP30P (1393451)       | Baseboard Cap | $1\frac{1}{16}'' \times 1-\frac{5}{16}'' \times 16'$              | <b>PFJ</b>    | 21   |
| WP40P (1393454)       | Panel Mould   | $\frac{13}{16}'' \times 1-\frac{13}{16}'' \times 16'$             | <b>PFJ</b>    | 61   |
| WP62P (1393470)       | Baseboard Cap | $1'' \times 1-\frac{3}{4}'' \times 16'$                           | <b>PFJ</b>    | 21   |
| WP82P (1393483)       | Casing        | $1\frac{1}{16}'' \times 2-\frac{3}{4}'' \times 16'$               | <b>PFJ</b>    | 26   |



## EXPLORE OTHER PRODUCTS FROM METRIE®

In addition to our vast profile assortment, we offer unique product solutions that make it easy to select and install millwork.



Coordinated Collections of interior moulding that are professionally designed to ensure harmonious proportions, timeless beauty and perfect scale.



Curated moulding & interior door combinations that complement today's top décor trends.



Pre-painted & ready to install moulding solution that allows you to finish before you start.



# METRIE™ IS NORTH AMERICA'S LEADING MANUFACTURER AND DISTRIBUTOR OF INTERIOR FINISHINGS.

Our industry position has allowed us the resources, strength and leadership to create solutions that make it easier for consumers and design professionals to select, purchase and design with interior mouldings.

Metrie products distributed by:



301 BARTLETT STREET, SUITE 200  
NORTHBOROUGH, MA 01532  
T: 508.393.9959 F: 508.393.9010

© 2021 Metrie MET-480-NEW\_0121 Printed in USA

METRIE.COM